

CAMERA BRACKETS

REVISION 0945



MAIN FEATURES

Robust construction

Wall and ceiling installations

DESCRIPTION

WBCAA

The joint of this camera bracket allows wide vertical and horizontal adjustment and is provided with 1/4" bolt for camera mounting. This bracket can be used for wall or ceiling installations and is suitable for all cameras and HET mini housings.

WBCLA

Elegant design camera bracket. The ball joint allows wide adjustment either vertically or horizontally. This bracket can be used for wall or ceiling installations.

WBCD

Range of different camera brackets available with different lengths. It can be used for wall or ceiling installations.

WBCV

Range of different camera brackets available with various lengths. It can be used for wall or ceiling installations.

WBCP5A

Extension for WBCD and WBCV.



WBCAA



WBCLA



WBCD



WBCV

CAMERA BRACKETS

AVAILABLE MODELS	
WBCAA	Camera wall/ceiling bracket
WBCLA	Technopolymer camera wall/ceiling bracket
WBCD19A	Camera wall/ceiling bracket 190mm
WBCD14A	Camera wall/ceiling bracket 140mm
WBCD8A	Camera wall/ceiling bracket 80mm
WBCP5A	50mm linear extension for WBCD-WBCV bracket
WBCV19A	Camera wall/ceiling bracket 190mm
WBCV14A	Camera wall/ceiling bracket 140mm
WBCV8A	Camera wall/ceiling bracket 80mm

TECHNICAL DATA

GENERAL

Die-cast aluminium
 Technopolymer construction only for WBCLA
 Equipped with 1/4" bolt for camera mounting
 Wall or ceiling installations
 Suitable for any camera
 Colour RAL9002

MECHANICAL

WBCAA

Also compatible with HET16
 Max Load 5kg (11lb)
 Length: 170mm (6.7in)

WBCLA

Max Load: 3kg (6.6lb)
 Length: 173mm (6.8in)

WBCD

Constructed from aluminium and swivel and base constructed from nylon
 Wide adjustment ball joint
 Max Load: 1kg (2.2lb)
 Length: 80, 140, 190mm (3.1, 5.5 and 7.4in)

WBCV

Base in nylon, RAL9002
 Ball joint with ring lock in anodized aluminium
 Max Load: 2kg (4.4lb)
 Length 80, 140, 190mm (3.1, 5.5 and 7.4in)

WBCP5A

Length: 50mm (1.9in)

ENVIRONMENT

Indoor / Outdoor WBCAA
 Indoor WBCLA, WBCD and WBCV

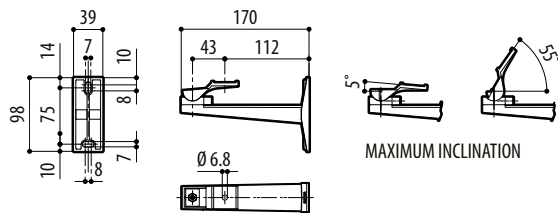
PACKAGE							
Code	Unit weight		Package weight		Package dimensions (WxHxL)		Master carton
	kg	lb	kg	lb	cm	in	unit
WBCAA	0.2	0.4	6.5 *	14.3 *	38.0x14.5x38.0	14.9x5.7x14.9	30
WBCLA	0.1	0.2	3.5 *	7.7 *	38.0x14.5x38.0	14.9x5.7x14.9	30
WBCD19A	0.1	0.2	7.5 **	16.5 **	22.0x42.0x21.0	8.6x16.4x8.2	50
WBCD14A	0.1	0.2	5.9 **	13.0 **	16.5x15.5x49.0	6.5x6.1x19.3	50
WBCD8A	0.1	0.2	4.7 **	10.3 **	15.5x14.0x42.5	6.1x5.5x16.7	50
WBCV19A	0.1	0.2	7.5 **	16.5 **	22.0x42.0x21.0	8.6x16.4x8.2	50
WBCV14A	0.1	0.2	5.9 **	13.0 **	16.5x15.5x49.0	6.5x6.1x19.3	50
WBCV8A	0.1	0.2	4.7 **	10.3 **	15.5x14.0x42.5	6.1x5.5x16.7	50
WBCP5A	0.1	0.2	0.3 ***	0.7 ***	8.5x5.5x11.5	3.4x2.2x4.5	10

* 30 units (master carton).

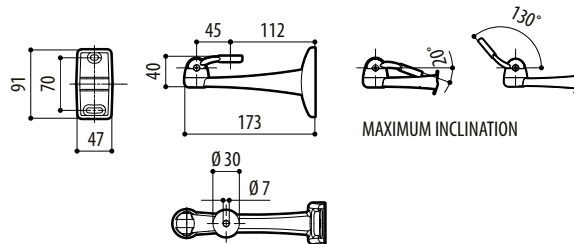
** 50 units (master carton).

*** 10 units (master carton).

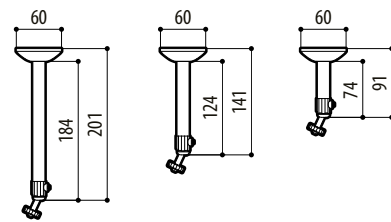
WBCAA



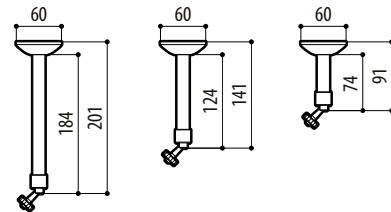
WBCLA



WBCD



WBCV



mm 1:10

