

Magnetic lock catalogue

engineered
to perfection \\\

➤ **Constructed & designed
by professionals**



The World's Leading Lock Group

ASSA ABLOY

Magnetic Locks

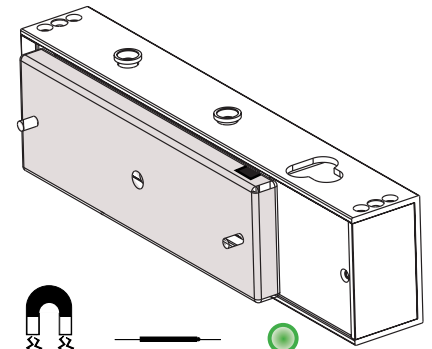
forged from high quality steel
Constructed & designed by professionals

The TRIMEC range of magnetic locks have been designed by ASSA ABLOY engineers to lift the standard of economy line magnets commonly found within Australasia today.

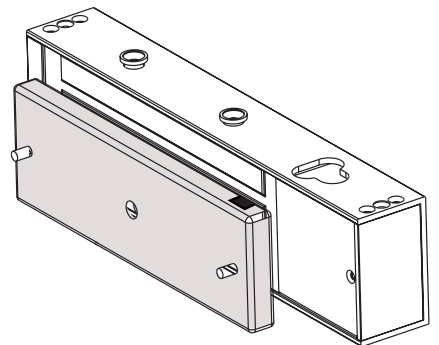
Produced in our own ASSA ABLOY factory, each model in the product range was designed to meet or exceed international specifications, and comes with a comprehensive 5 year warranty.

Particular emphasis was placed on the design of the monitoring circuits in the TRIMEC range of magnets to ensure that both door position and magnetic bond strength are accurately measured.

Drooping doors, hinges, frames or incorrect installation can result in a magnetic lock with dramatically reduced holding force compromising the security level of the overall installation. Our magnets avoid this by accurately monitoring the contact between magnet and armature to ensure that maximum holding force is achieved and maintained. Refer to the pictures opposite.



Armature correctly aligned indicating a good magnetic bond. Monitor circuits will indicate the door is locked and closed.



Armature incorrectly aligned indicating a reduced magnetic bond. Monitor circuits will NOT operate indicating the door is not locked and not closed.

engineered
to perfection \\\





- > **PAGE 4**
Monitored Magnetic Locks

- > **PAGE 5**
Non-Monitored Magnetic Locks

- > **PAGE 6**
Magnetic Lock Accessories

- > **PAGE 7**
Glass Door Accessories
Weather Resistant Magnets

- > **PAGE 8**
Door Hold Open Magnets

- > **PAGE 9**
Contact Details

Monitored Magnetic Locks

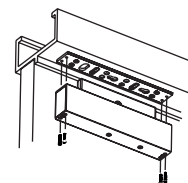


140kg

Z2-RS

Z2-RS MICRO MAGNET

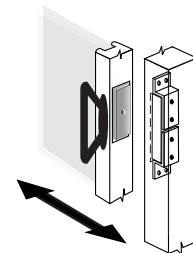
Size: (L)170 x (H)42 x (D)23
 Holding Force: 120kg - 140kg
 Current Draw: 280mA (12vdc) 140mA (24 vdc)
 Suitable For: Cabinets, Lockers, Drawers.
 Monitoring: Reed Switch (Door Closed)
 Order Code: 770150-010



Z4R-HS

Z4R-HS / EML2 MINI MAGNET RECESSED

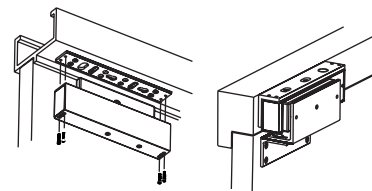
Size: (L)182 x (H)39 x (D)25
 Holding Force: 250kg - 280kg
 Current Draw: 450mA (12vdc) 225mA (24vdc)
 Suitable For: Sliding Door - Aluminium.
 Monitoring: Hall Effect (Door Locked)
 Order Code: 770300-210



Z4-HR

Z4-HR / EML2H MINI MAGNET

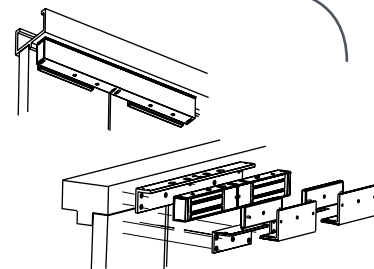
Size: (L)238 x (H)48 x (D)27
 Holding Force: 250kg - 280kg
 Current Draw: 450mA (12vdc) 225mA (24vdc)
 Suitable For: Single Doors - Wood, Aluminium, Steel
 Monitoring: Hall Effect (Door Locked) and Reed Switch (Door Closed)
 Order Code: 770300-012



Z4D-HR

Z4D-HR / EML2HD MINI DOUBLE MAGNET

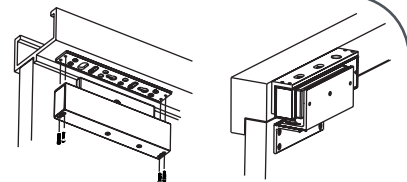
Size: (L)476 x (H)48 x (D)27
 Holding Force: 250kg - 280kg each door
 Current Draw: 900mA (12vdc) 450mA (24vdc)
 Suitable For: Double Doors - Wood, Aluminium, Steel
 Monitoring: Hall Effect (Door Locked) and Reed Switch (Door Closed)
 Order Code: 770300-112



Z8-HR

Z8-HR / EML6 STANDARD MAGNET

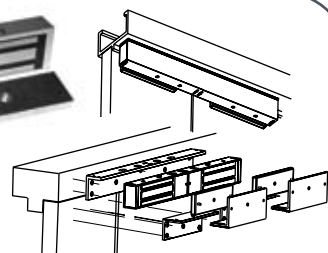
Size: (L)266 x (H)72 x (D)40
 Holding Force: 550kg - 580kg
 Current Draw: 512mA (12vdc) 256mA (24vdc)
 Suitable For: Single Doors - Wood, Aluminium, Steel
 Monitoring: Hall Effect (Door Locked) and Reed Switch (Door Closed)
 Order Code: 770600-012



Z8D-HR

Z8D-HR / EML10 STANDARD MAGNET DOUBLE

Size: (L)532 x (H)72 x (D)40
 Holding Force: 550kg - 580kg each door
 Current Draw: 1024mA (12vdc) 512mA (24vdc)
 Suitable For: Double Doors - Wood, Aluminium, Steel
 Monitoring: Hall Effect (Door Locked) and Reed Switch (Door Closed)
 Order Code: 770600-112



280kg

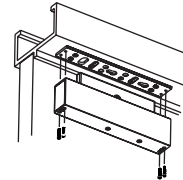
580 kg

Non-Monitored Locks



Z2 / CCW30 MICRO MAGNET

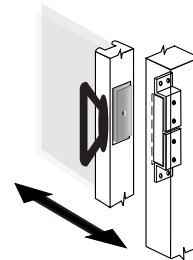

Size: (L)170 x (H)42 x (D)23
 Holding Force: 120kg - 140 kg
 Current Draw: 280mA (12vdc) 140mA (24vdc)
 Suitable For: Cabinets, Lockers, Drawers
 Monitoring: None
 Order Code: 770150-000



Z2

Z4R MINI MAGNET RECESSED

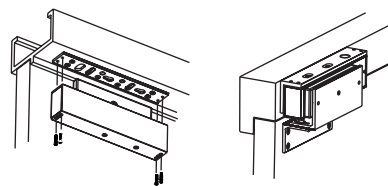
Size: (L)182 x (H)39 x (D)25
 Holding Force: 250kg - 280kg
 Current Draw: 450mA (12vdc) 225mA (24vdc)
 Suitable For: Sliding Door - Aluminium
 Monitoring: None
 Order Code: 770300-200



Z4R

Z4 MINI MAGNET

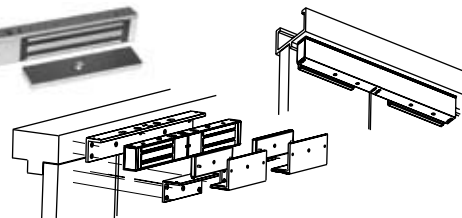
Size: (L)238 x (H)48 x (D)27
 Holding Force: 250kg - 280kg
 Current Draw: 450mA (12vdc) 225mA (24vdc)
 Suitable For: Single doors - Wood, Aluminium, Steel
 Monitoring: None
 Order Code: 770300-000



Z4

Z4D MINI MAGNET DOUBLE

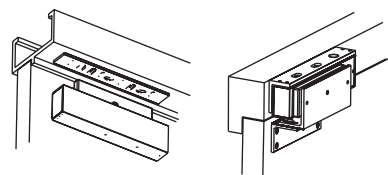
Size: (L)476 x (H)48 x (D)27
 Holding Force: 250kg - 280kg each door
 Current Draw: 900mA (12vdc) 450mA (24vdc)
 Suitable For: Double doors - Wood, Aluminium, Steel
 Monitoring: None
 Order Code: 770300-100



Z4D

Z8 / EML11 STANDARD MAGNET

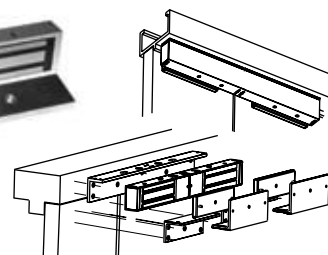
Size: (L)266 x (H)72 x (D)40
 Holding Force: 550kg - 580 kg
 Current Draw: 512mA (12vdc) 256mA (24vdc)
 Suitable For: Single doors - Wood, Aluminium, Steel
 Monitoring: None
 Order Code: 770600-000



Z8

Z8D / EML12 STANDARD MAGNET DOUBLE

Size: (L)532 x (H)72 x (D)40
 Holding Force: 550kg - 580kg each door
 Current Draw: 1024mA (12vdc) 512mA (24vdc)
 Suitable For: Double Doors - Wood, Aluminium, Steel
 Monitoring: None
 Order Code: 770600-100



Z8D

140kg

280kg

580 kg

Magnetic Lock Accessories



140kg

Z2-L-Z

L & Z BRACKETS - SINGLE MICRO MAGNET

Size : A =(L)170 x (H)42 x (D)27
 B =(L)170 x (H)38 x (D)38
 C =(L)170 x (H)38 x (D)38

Order Code: 770150-901



Z4-L-Z

L & Z BRACKETS - SINGLE MINI MAGNET

Size : A =(L)238 x (H)50 x (D)31
 B =(L)190 x (H)50 x (D)50
 C =(L)190 x (H)50 x (D)50

Order Code: 770300-901



Z4D-L-Z

L & Z BRACKETS - DOUBLE MINI MAGNET

Size : A =(L)476 x (H)50 x (D)31
 B =(L)190 x (H)50 x (D)50
 C =(L)190 x (H)50 x (D)50

Order Code: 770300-902



Z4/ Z4D-ADJ

ADJUSTABLE ANGLE BRACKET - MINI MAGNET SINGLE

Size : (L)238 x (H)50 x (D)50
 Order Code: 770300-903



ADJUSTABLE ANGLE BRACKET - MINI MAGNET DOUBLE


Size : (L)476 x (H)50 x (D)50
 Order Code: 770300-904

Z8-L-Z

L & Z BRACKETS - STANDARD MAGNET SINGLE

Size : A =(L)266 x (H)68 x (D)48
 B =(L)190 x (H)85 x (D)60
 C =(L)190 x (H)60 x (D)60

Order Code: 770600-901




Z8D-L-Z

L & Z BRACKETS - STANDARD MAGNET DOUBLE

Size : A =(L)532 x (H)68 x (D)48
 B =(L)190 x (H)85 x (D)60
 C =(L)190 x (H)60 x (D)60


Order Code: 770600-902



Z8/Z8D-ADJ

ADJUSTABLE ANGLE BRACKET - STANDARD MAGNET

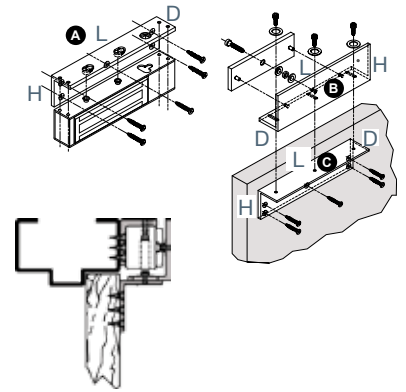
Size : (L)266 x (H)60 x (D)60
 Order Code: 770600-903



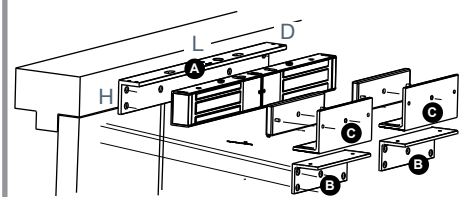
ADJUSTABLE ANGLE BRACKET - DOUBLE MICRO MAGNET

Size : (L)532 x (H)60 x (D)60
 Order Code: 770600-904

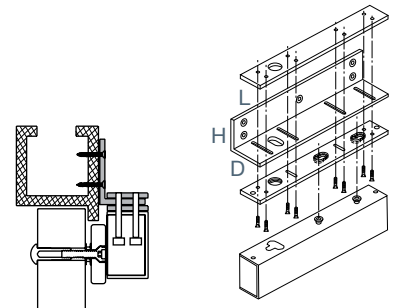
Single L & Z Configuration



Double L & Z Configuration



Adjustable Configuration



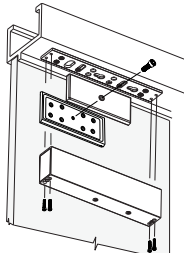
280kg

580 kg

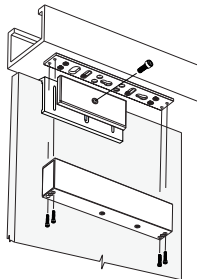
➤ Glass Door Accessories



Armature Bracket



"U" Bracket



GLASS DOOR ARMATURE BRACKET

Z4-A-GLASS / EMLGB2

Suitable for: Z4 series (EML2H) Mini Magnet

Size: (L)200 x (H)55

Order Code: 770300-908



Z4-A-GLASS

GLASS DOOR "U" BRACKET

Z4U-GLASS / EMLGB2-12

Suitable for: Z4 series (EML2H) Mini Magnet

Size: (L)195 x (H)38

Order Code: 770300-905



Z4-U-GLASS

GLASS DOOR ARMATURE BRACKET

Z8-A-GLASS / EMLGB1-12

Suitable for: Z8 series (EML6/10/11/12)

Size: (L)209 x (H)77

Order Code: 770600-908



Z8-A-GLASS

GLASS DOOR ARMATURE BRACKET

EMLGB1-12 suitable for Z8 series (EML6/10/11/12)

Size: (L)186 x (H)62

Order Code: 770600-905



Z8-U-GLASS

280kg

580 kg

Weather Resistant Magnets



Z4WR-HS WEATHER RESISTANT MAGNET

Size: (L)203 x (H)43 x (D)40

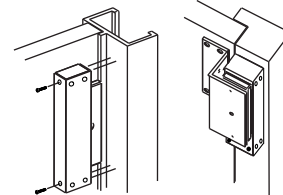
Holding Force: 250kg - 280kg

Current Draw: 280mA (12vdc) 140 mA (24vdc)

Suitable For: External Gates

Monitoring: Hall Effect

Order Code: T.B.A



Z4WR-HS



Z8WR-HS/ EM 5000G WEATHER RESISTANT MAGNET

Size: (L)230 x (H)67 x (D)43

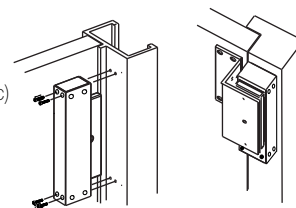
Holding Force: 550kg - 580kg

Current Draw: 512mA (12vdc) 256 mA (24vdc)

Suitable For: External Gates

Monitoring: Hall Effect

Order Code: 770600-310



Z8WR-HS


280kg

580 kg

Door Hold Open Magnets



35770 / 35771



DOOR HOLD OPEN MAGNET (with release button)

Size: Magnet (L)115 x (H)73 x (D)50

Armature (L)70 x (H)70 x (D)28

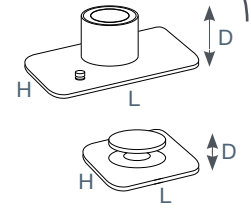
Holding Force: 25 kg

Current Draw: 105 mA (12 vdc) 52 mA (24 vdc)

Suitable For: Fire Doors

Monitoring: None

Order Code: 107700-000 (12 vdc) 107700-010 (24 vdc)



856052



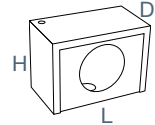
FLOOR MOUNT HOUSING FOR 35770 / 35771 MAGNET

(Does not include magnet)


Size: (L) 117 x (H) 85 x (D) 68

Suitable For: Fire Doors

Order Code: 107700-020



838A + 838 2



DOOR HOLD OPEN MAGNET

Size: Magnet (L)65 x (H)93 x (D)26

Armature (L)71 x (H)71 x (D)21

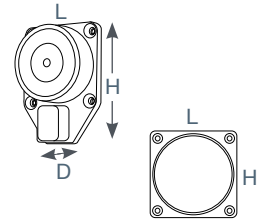
Holding Force: 80 kg

Current Draw: 90mA

Suitable For: Fire Doors

Monitoring: None

Order Code: 151041-000 (12vdc) 151042-000 (24vdc) 151043-000 (Armature)



838 / 839



838/839 BW1-U-XXX

CONVERTIBLE WALL / FLOOR HOLD OPEN MAGNET (with release button)

Holding Force: 80 kg

Current Draw: 90mA

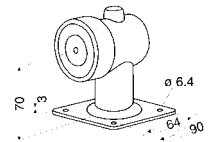
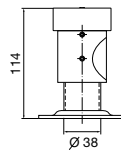
Suitable For: Fire Doors.

Monitoring: None

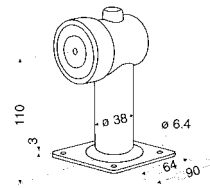
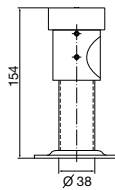
Order Code: Refer to Photographs - Add "E90" for 12v, or "F90" for 24v



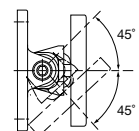
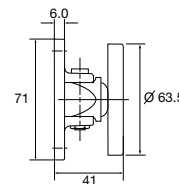
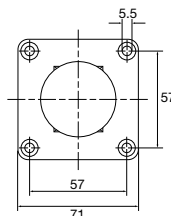
838/839 BW1-U-XXX



838/839 BW2-U-XXX



838-3



ASSA ABLOY Sales Offices in Asia Pacific

Head Office

Victoria

235 Huntingdale Road, Oakleigh, VIC 3166
Telephone (03) 8574 3888
Facsimile (03) 8574 3788

Sales Offices

Queensland South

450 Sherwood Road Sherwood QLD 4075
Telephone (07) 3373 5200
Facsimile (07) 3373 5256

Queensland North

Ralph Buck Agencies
15 Mackley Street Garbutt QLD 4814
Telephone (07) 4779 0177
Facsimile (07) 4775 1480

New South Wales – Commercial

Unit 1/16 Atkinson Road
Taren Point NSW 2229
Telephone (02) 8543 3700
Facsimile (02) 9531 7944

New South Wales – Residential

Unit 5/30 Foundry Road
Seven Hills NSW 2147
Telephone (02) 9620 9111
Facsimile (02) 9620 9055

Abloy Security

5/372 Eastern Valley Way
Chatswood NSW 2067
Telephone (02) 9882 6066

South Australia

182 Magill Road
Norwood SA 5067
Telephone (08) 8364 1930
Facsimile (08) 8364 1931

Western Australia

45 Gladstone Street
East Perth WA 6004
Telephone (08) 9227 9588
Facsimile (08) 9227 8913

Tasmania

23 Antill Street
South Hobart TAS 7000
Telephone (03) 6223 5404
Facsimile (03) 6224 0435

Christchurch

Unit 5, 8 Venture Place
Christchurch New Zealand
Telephone (03) 379 4810
Facsimile (03) 379 4819

Manufacturing Plants

Victoria

50 Edward Street
Oakleigh VIC 3166
Telephone (03) 8574 3888
Facsimile (03) 8574 3788

New South Wales

Unit 2/16 Atkinson Road
Taren Point NSW 2229
Telephone (02) 9524 0911
Facsimile (02) 9525 7390

Queensland

450 Sherwood Road
Sherwood QLD 4075
Telephone (07) 3373 5200
Facsimile (07) 3373 5256

New Zealand

5 Armstrong Road
North Harbour Industrial Estate
Albany, Auckland New Zealand
Telephone +64 (0)9 6224 804
Facsimile +64 (0)9 6224 802

Auckland

9B Mahunga Drive
Mangere Bridge
Auckland New Zealand
Telephone +64 (09) 634 5590
Facsimile +64 (09) 634 5589

Wellington

47 Kenepuru Drive
Porirua Wellington New Zealand
Telephone +64 (04) 237 0808
Facsimile +64 (04) 237 0060

Export Department

50 Edward Street
Oakleigh VIC 3166 Australia
Telephone +61 (0)3 8574 3888
Facsimile +61 (0)3 8574 3789

Asian Offices

ASSA ABLOY – Malaysia
ASSA ABLOY – Singapore
ASSA ABLOY – Thailand
ASSA ABLOY – Hong Kong
ASSA ABLOY – Shanghai
ASSA ABLOY – Beijing
ASSA ABLOY – Korea

Contact the Export Department,
Australia for details.

Worldwide Distributors

Contact the Export Department,
Australia for details.

Whilst every effort was made to ensure the accuracy of the information at time of printing, ASSA ABLOY Australia Pty Ltd reserves the right to update technical data without notice. Please refer to our website or consult with one of our offices to ensure you have the most up to date information. Catalogue # AAEM1 - Version 1.0

ASSA ABLOY is the world's leading manufacturer and supplier of locking solutions, meeting tough end-user demands for safety, security and user friendliness. The Group has some 30,000 employees and annual sales of about EUR 3 billion.



“Our vision is to be the most successful and innovative company in our market by placing locks at the heart of security and providing safe and secure solutions that give true added value to our customers.”

The World's Leading Lock Group

ASSA ABLOY