

**Electrical**

Mains power 240 volt 0.5 AMPS GPO  
 2 x batteries, 12 Volt x 6.5 Amp Hr. *(not included)*  
 L = 150 mm, H = 95, D = 65.

**Monitoring**

Door close monitor  
 System fault monitor  
 Obstruction Sensing

**Mechanical**

Door size 200 kg to 2000 kg  
 Maximum door resistance 440 N (100 lbF)  
 Operated by chain drive system *(chain not included)*

**Warranty**

1 year warranty

**Environmental**

Operational temperature range -0C to +60C  
 Protect from weather

**Shipping**

- Control Panel = 3.8Kg
- = 350 x 290 x 90mm
- Motor Gear box = 6Kg
- = 320 x 140 x 110 mm
- Chain Drive assy = 6.2Kg
- =200 x 155 x 100 mm

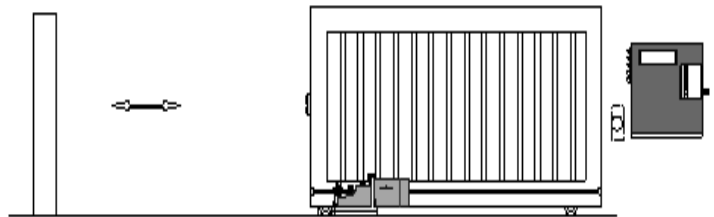
**Website**

An interactive Multimedia demonstration is available on line at: <http://www.trimec.com.au>

The AD2000 series automatic sliding door system can be used in various applications. The following applications use standard components.

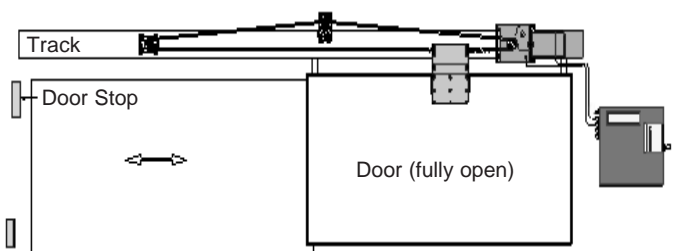
Examples below.

**Single "Chain Rack" Floor Mounting**



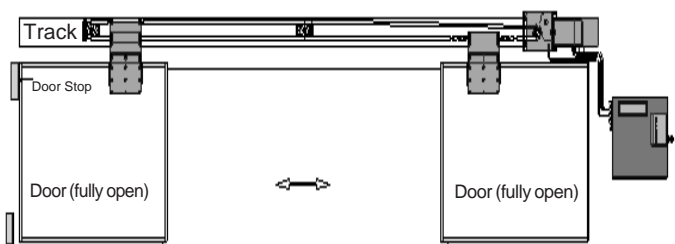
Based on existing gate installation

**Single "Overhead" Rail Mounting**




Based on existing door installation

**Bi-Parting "Overhead" Rail Mounting**



Based on existing door installation

**Distributed By:**



Trimec Technology reserve the right to update technical data without notice

