

## **SSC-M SERIES**

1/3 type Monochrome Video Surveillance Cameras

## **SSC-DC SERIES**

1/3 type Colour Video Surveillance Cameras

**SMART AND SENSITIVE.  
LOVES THE CAMERA.**

CHANGING



THE WAY



BUSINESS



COMMUNICATES

[www.sonybiz.net/cctv](http://www.sonybiz.net/cctv)

CORPORATE COMMUNICATIONS | SURVEILLANCE | VIDEOCONFERENCING  
BROADCAST | MEDICAL AND DIGITAL IMAGING | BUSINESS PRESENTATIONS

**SONY**

# SMART SURVEILLANCE

The new, versatile and stylish range of colour and black & white cameras from Sony are specifically designed for surveillance and monitoring applications, ranging from building and airport security to banking and retail stores and more!



Incorporating the latest Sony CCD technology, these cameras produce images with high picture quality and remarkable sensitivity with a S/N ratio of more than 50 dB. In addition, the **SSC-DC193P**, **SSC-DC198P**, **SSC-DC393P**, **SSC-DC398P** colour cameras incorporate Digital Signal Processing (DSP) technology from Sony, providing a high level of stability and reliability that cannot be achieved with an analogue signal processor.

The **SSC-DC193P**, **SSC-DC393P**, **SSC-M183CE**, and **SSC-M383CE** cameras offer dual power capability (AC 24 V and DC 12 V) to safeguard against unwanted power supply compatibility issues whilst the **SSC-DC198P**, **SSC-DC398P**, **SSC-M188CE**, and **SSC-M388CE** utilise an AC 220 V to 240 V power source.

These new cameras from Sony have an aesthetically pleasing and compact design perfectly suited for commercial and fashionable facilities such as retail stores, shopping malls, stadiums, arenas, banks and office buildings. What's more, they are equipped with outstanding features including Back-Light Compensation (BLC) to counteract shadow casting, CCD IRIS™, Turbo AGC (up to 24 dB) enabling subjects within low illuminated areas to be more clearly distinguished, and an extensive choice of lens options and connection capability.

The **SSC-DC193P**, **SSC-DC198P**, **SSC-DC393P**, **SSC-DC398P** models include Auto Tracking White Balance.

These cameras are the ideal choice for a wide range of surveillance applications -offering excellent performance, dependability and sophisticated design.

	COLOUR	B/W	EXWAVE HAD CCD	SUPER HAD CCD	330 TV LINES	380 TV LINES	480 TV LINES	570 TV LINES	AC220-240 VOLT	AC24/DC12 VOLT
SSC-M183CE		•		•		•				•
SSC-M188CE		•		•		•			•	
SSC-M383CE		•	•					•		•
SSC-M388CE		•	•					•	•	
SSC-DC193P	•			•	•					•
SSS-DC198P	•			•	•				•	
SSC-DC393P	•		•				•			•
SSC-DC398P	•		•				•		•	



## SSC-DC193P, SSC-DC198P, SSC-DC393P, SSC-DC398P Colour Cameras Features

### High picture quality

The SSC-DC393P/DC398P cameras incorporate a 1/3 type IT (Interline Transfer) CCD with Exwave HAD™ technology, the new Sony technology that offers extremely high picture quality and high sensitivity. The high resolution SSC-DC393P/DC398P cameras provide 480 TV lines and a minimum illumination of 0.7 lx at F1.2 (50 IRE). The SSC-DC193P/DC198P cameras incorporate a 1/3 type IT Super HAD CCD™ that achieves a horizontal resolution of 330 TV lines and a minimum illumination of 0.6 lx at F1.2 (50 IRE).

### Compact and stylish design

With dimensions of 60 (W) x 54 (H) x 120 (D) mm and weighing only 360 g (SSC-DC193P/DC393P) or 390 g (SSC-DC198P/DC398P), these compact cameras can easily be installed in places where space is limited and installation was previously difficult for larger cameras. Their stylish and unobtrusive, metallic-silver design will compliment any décor.

### Tripod screw holes

Installing and setting up your camera is simple, because it already includes tripod screw holes at the top and bottom of its body. You do not need a special tripod adaptor.

### DSP technology

These new cameras incorporate Sony's Digital Signal Processing (DSP) technology for powerful picture contrast controls. Providing outstanding stability over long periods of time and reliability levels unattainable with analog signal processors, the SSC-DC193P/DC198P/DC393P/DC398P colour cameras capture superb images under various lighting conditions.

### Back-Light Compensation (BLC)

Unwanted backlighting can often cause the subject matter of the image to be cast into shadows. The Back-Light Compensation (BLC) feature incorporated in these cameras will automatically compensate for such conditions and allow the subject to be easily visible with an improved level of object recognition.

### DC servo/video servo lens connection capability

The SSC-DC193P/DC198P/DC393P/DC398P cameras can connect easily with either DC servo or video servo lenses.

### Variety of power requirements

To accommodate user requirements, these cameras offer choice of two power sources. The SSC-DC193P/DC393P models accept either AC 24 V or DC 12 V power sources, with automatic switching, while the SSC-DC198P/DC398P operates using AC 220 V to 240 V.

### CCD IRIS

This function allows the use of a manual iris lens instead of a more costly automatic iris lens. As the scene illumination level increases, these cameras respond by automatically reducing the exposure time of the photosensors. This is achieved by changing the electronic shutter speed of the CCD, in the range of 1/50 to 1/100,000 of a second.

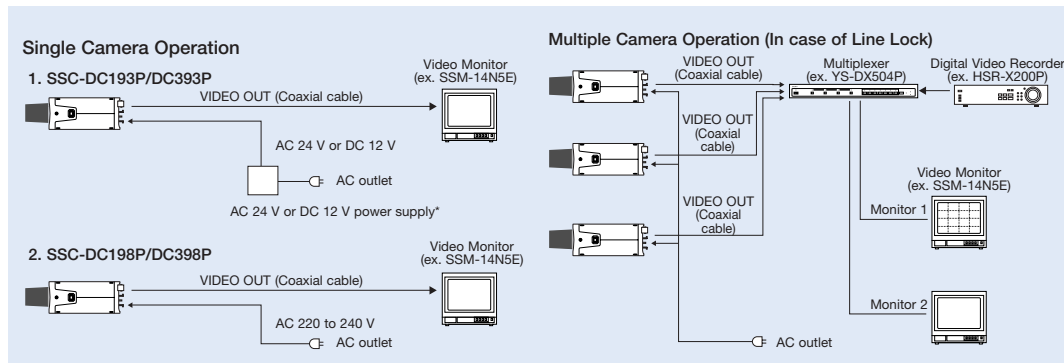
### CS-mount

These cameras can be used with CS-mount lenses, allowing for easy and precise back-focus adjustments.

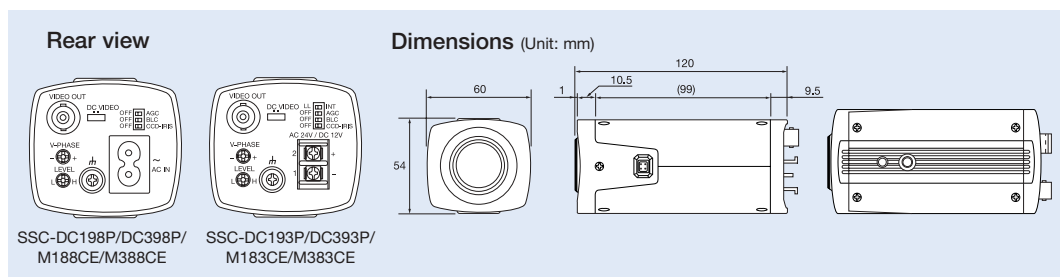
# COLOUR CAMERA SPECIFICATIONS

	SSC-DC193P	SSC-DC198P	SSC-DC393P	SSC-DC398P
Image device	1/3 type Interline Transfer CCD			
Picture elements (H x V)	500 x 582		752 x 582	
Sensing area	1/3 type format (4.8 x 3.6 mm)			
Signal system	PAL standard			
Sync. System	INT/LL	LL	INT/LL	LL
Horizontal resolution	330 TV lines		480 TV lines	
Lens mount	CS			
Minimum illumination	0.3 lx at F1.2 (30 IRE, AGC ON, Turbo mode) 0.6 lx at F1.2 (50 IRE, AGC ON, Turbo mode) 3.0 lx at F1.2 (100 IRE, AGC ON, Turbo mode)		0.35 lx at F1.2 (30 IRE, AGC ON, Turbo mode) 0.7 lx at F1.2 (50 IRE, AGC ON, Turbo mode) 3.5 lx at F1.2 (100 IRE, AGC ON, Turbo mode)	
AGC	ON/OFF (switchable)			
CCD IRIS	ON/OFF (switchable), 1/50 to 1/100,000 s			
White Balance (WB)	ATW			
Back-Light Compensation (BLC)	ON/OFF switchable			
S/N ratio	More than 50 dB (AGC OFF, Weight ON)			
Video out	1.0 V peak to peak at 75 Ω , sync. negative			
Operating temperature	-10 °C to 50 °C (14 °F to 122 °F)			
Storage temperature	-40 °C to 60 °C (-40 °F to 140 °F)			
Power requirements	AC 24 V ±10%, 50 Hz or DC 12 V ±10%	AC 220 V to 240 V ±10%, 50 Hz	AC 24 V ±10%, 50 Hz or DC 12 V ±10%	AC 220 V to 240 V ±10%, 50 Hz
Power consumption	3.5 W	3.7 W	3.7 W	4.2 W
Mass	360 g (13 oz)	390 g (14 oz)	360 g (13 oz)	390 g (14 oz)
Auto iris lens	DC/video servo switchable			
Dimensions (W x H x D)	60 x 54 x 120 mm (2 3/8 x 2 1/4 x 4 3/4 inches)			
Supplied accessories	Lens mount cap (1), Operating instruction (1)			

## TYPICAL SYSTEM



## REAR VIEW and DIMENSIONS for 1/3 Type Colour and Monochrome Cameras





## SSC-M183CE, SSC-M188CE, SSC-M383CE, SSC-M388CE Monochrome Cameras Features

### High picture quality

The SSC-M383CE/M388CE cameras incorporate a 1/3 type IT (Interline Transfer) CCD with Exwave HAD™ technology, the new Sony technology that offers extremely high picture quality and high sensitivity. The high resolution SSC-M383CE/M388CE cameras provide 570 TV lines and a minimum illumination of 0.07 lx at F1.2 (50 IRE). The SSC-M183CE/M188CE cameras incorporate a 1/3 type IT Super HAD CCD™ that achieves a horizontal resolution of 380 TV lines and a minimum illumination of 0.06 lx at F1.2 (50 IRE).

### Compact and stylish design

With dimensions of 60 (W) x 54 (H) x 120 (D) mm and weighing only 360 g (SSC-M183CE/M383CE) or 390 g (SSC-M188CE/M388CE), these compact cameras can easily be installed in places where space is limited and installation was previously difficult for larger cameras. Their stylish and unobtrusive, metallic-silver design will compliment any décor.

### Tripod screw holes

Installing and setting up your camera is simple, because it already includes tripod screw holes at the top and bottom of its body. You do not need a special tripod adaptor.

### BLC (Back-Light Compensation)

Unwanted backlighting can often cause the subject matter of the image to be cast into shadows. The Back-Light Compensation (BLC) feature incorporated in these cameras will automatically compensate for such conditions and allow the subject to be easily visible with an improved level of object recognition.

\* This function works when CCD IRIS is ON.

### DC servo/video servo lens connection capability

The SSC-M183CE/M188CE/M383CE/M388CE cameras can connect easily with either DC servo or video servo lenses.

### Variety of power requirements

To accommodate user requirements, these cameras offer choice of two power sources. The SSC-M183CE/M383CE models accept either AC 24 V or DC 12 V power sources, with automatic switching, while the SSC-M188CE/M388CE operates using AC 220 V to 240 V.

### CCD IRIS

This function allows the use of a manual iris lens instead of a more costly automatic iris lens. As the scene illumination level increases, this camera responds by automatically reducing the exposure time of the photosensors. This is achieved by changing the electronic shutter speed of the CCD, in the range of 1/50 to 1/100,000 of a second.

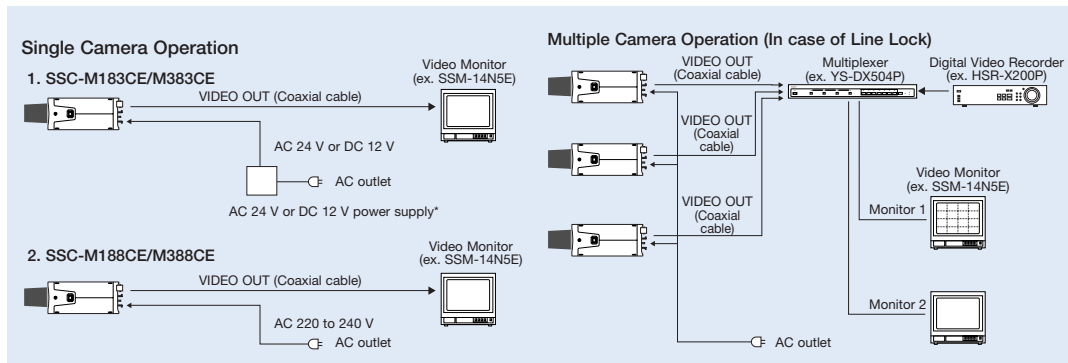
### CS-mount

The cameras can be used with CS-mount lenses, enabling you to easily accomplish precise back-focus adjustments.

# MONOCHROME CAMERA SPECIFICATIONS

	SSC-M183CE	SSC-M188CE	SSC-M383CE	SSC-M388CE
Image device	1/3 type Interline Transfer CCD			
Picture elements (H x V)	500 x 582		752 x 582	
Sensing area	1/3 type format (4.8 x 3.6 mm)			
Signal system	CCIR standard			
Sync. System	INT/LL	LL	INT/LL	LL
Horizontal resolution	380 TV lines		570 TV lines	
Lens mount	CS			
Minimum illumination	0.03 lx at F1.2 (30 IRE, AGC ON, Turbo mode) 0.06 lx at F1.2 (50 IRE, AGC ON, Turbo mode) 0.25 lx at F1.2 (100 IRE, AGC ON, Turbo mode)		0.04 lx at F1.2 (30 IRE, AGC ON, Turbo mode) 0.07 lx at F1.2 (50 IRE, AGC ON, Turbo mode) 0.3 lx at F1.2 (100 IRE, AGC ON, Turbo mode)	
AGC	ON/OFF (switchable)			
CCD IRIS	ON/OFF (switchable), 1/50 to 1/100,000 s			
Back-Light Compensation (BLC)	ON/OFF switchable			
S/N ratio	More than 50 dB (AGC OFF, Weight ON)			
Video out	1.0 V peak to peak at 75 Ω , sync. negative			
Operating temperature	-10 °C to 50 °C (14 °F to 122 °F)			
Storage temperature	-40 °C to 60 °C (-40 °F to 140 °F)			
Power requirements	AC 24 V ±10%, 50 Hz or DC 12 V ±10%	AC 220 V to 240 V ±10%, 50 Hz	AC 24 V ±10%, 50 Hz or DC 12 V ±10%	AC 220 V to 240 V ±10%, 50 Hz
Power consumption	2.5 W	2.5 W	2.6 W	2.6 W
Mass	360 g (13 oz)	390 g (14 oz)	360 g (13 oz)	390 g (14 oz)
Auto iris lens	DC/video servo switchable			
Dimensions (W x H x D)	60 x 54 x 120 mm (2 3/8 x 2 1/4 x 4 7/8 inches)			
Supplied accessories	Lens mount cap (1), Operating instruction (1)			

## TYPICAL SYSTEM



\*An AC 24 V power supply box is needed for the AC 24 V powered models.

Sony address/contact details/dealer stamp

**SONY**

[www.sonybiz.net/cctv](http://www.sonybiz.net/cctv)

SONY BROADCAST & PROFESSIONAL EUROPE

SONY, EXWAVE HAD, SUPER HAD, CCD, AND CCD IRIS ARE REGISTERED TRADEMARKS OF THE SONY CORPORATION, JAPAN.