


Input/Output Modules



Features That Make a Difference:

- Provides cost-effective expansion of input and output capacity
- Compatible with full range of Software House iSTAR and apC access control panels
- Locate modules up to 1,220 m (4,000 ft) away from controllers using flexible two-wire RS-485 RM bus
- Reduces length of sensor and control wiring to save installation costs
- I8 provides eight Class A supervised inputs
- R8 provides eight Form C relay outputs
- I8-CSI, configurable supervised input model, allows use of existing input wiring without changing end-of-line (EOL) resistors
- Three status LEDs per input (red/yellow/green) and one per output enable quick diagnostics and troubleshooting
- Small, modular size requires minimal panel space
- Dedicated tamper input included on each module
- Optional UL-listed enclosure available

The Software House I8, R8, and I8-CSI modules provide a flexible, cost-effective means to expand the input and output functionality of any iSTAR or apC access controller. Common applications include alarm monitoring and control and elevator control.

The I8 input module provides eight Class A supervised inputs. Three LEDs per input help the installer commission and troubleshoot each input circuit – red if the input is in alarm, green for normal, and yellow for a supervision error. LEDs may be turned off via a DIP switch setting.

The I8-CSI module enhances the functionality of the standard I8 module by supporting numerous supervised circuit types and EOL resistance values. This allows the I8-CSI to accommodate existing field wiring without changing EOL resistors. More than 20 different circuit types are supported. The circuit type is selected via a bank of DIP switches and applies to all eight inputs on the I8-CSI.

The R8 output module provides eight Form C dry contact relay outputs. A red status LED per output shows the state of the relay.

All modules feature a dedicated input for an external cabinet tamper switch and mount easily in the Software House RM-CAN or RM-DCM-CAN enclosure. The modules communicate with iSTAR or apC controllers via the two-wire RM bus that allows total wiring distances of up to 1,220 m (4,000 ft). Up to eight I8s and eight R8s can be connected to each apC, iSTAR eX, and iSTAR Pro eight-reader model; up to 16 of each module can be connected to the iSTAR Pro 16-reader model.

The modules are fully compatible with both C•CURE 800/8000 and C•CURE 9000.

Specifications

General

Dimensions (H x W) 11.0 x 15.0 cm (4.3 x 5.9 in)
 Environmental 0° to 50° C (32° to 122° F);
 5 to 85% relative humidity, non-condensing
 Power Input Voltage 12 VDC +/- 10%
 Tamper Dedicated input for external tamper switch
 Weight 0.23 kg (8 oz)
 Regulatory UL 294, UL 1076, FCC Part A, CE,
 EN 50133, RoHS

I8 Input Module

Power Requirements 180 mA @ 12 VDC
 Inputs Eight Class A supervised
 LEDs per Input Red (alarm), green (normal), yellow
 (supervision error)

I8-CSI Input Module

Power Requirements 180 mA @ 12 VDC
 Inputs Eight Class A supervised, configurable via
 DIP switch
 LEDs per Input Red (alarm), green (normal), yellow
 (supervision error)
 Circuits Supported Single resistor: 1K, 5K, 10K
 Double resistor: 1K, 5K, 10K,
 1K/2K, 6.8K/18K, 200/10K
 Unsupervised: NO, NC

R8 Output Module

Power Requirements 45 mA @ 12 VDC plus 32 mA per active relay
 Outputs Eight Form C dry contact relays
 LED Per Output Red (relay active)
 Relay Contact Ratings 30 VDC, 2.0 A resistive
 30 VDC, 1.0 A inductive
 125 VAC, 0.4 A

Optional Metal Enclosures with Tamper Switch

RM-DCM-CAN
 Dimensions 356 x 305 x 89 mm (14 x 12 x 3.5 in)
 Capacity Up to four input or output modules
 RM-CAN
 Dimensions 210 x 184 x 83 mm (8.25 x 7.25 x 3.25 in)
 Capacity One input or output module

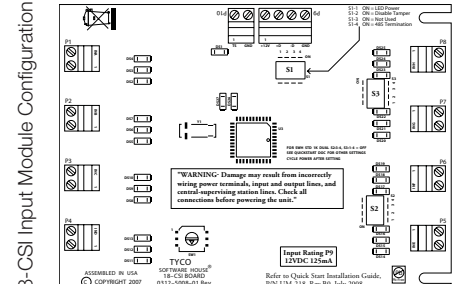
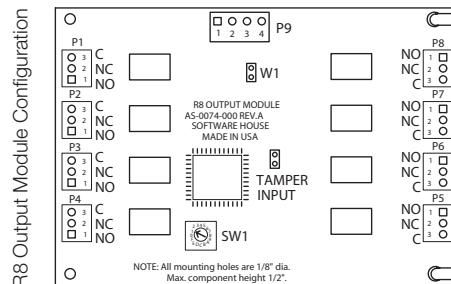
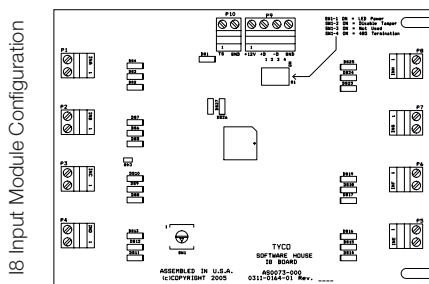
Ordering Information

Model Numbers	Description
AS0073-000	I8 input module
AS0073-CSI	I8-CSI input module
AS0074-000	R8 output module
RM-DCM-CAN	Large metal enclosure with tamper switch
RM-CAN	Small metal enclosure with tamper switch

Wiring Summary

Signal	From	To	Belden #	Gauge	# of Pairs	Shielded	Maximum Length
Comm (two-wire RS-485)	apC/iSTAR	I8/R8	9841*	24	1	Yes	1,220 m (4,000 ft)
Power	apC/iSTAR	I8/R8	9841*	24	1	No	Based on voltage drop
Control Point	R8	Strike, Siren, etc.	8442/8461	18	1	No	Based on voltage drop
Supervised Input	I8	REX or Door Contact	8442/8461	22/18	1	No	610 m (2,000 ft)

Wiring Configuration Diagram



(*) For plenum or underground applications, use Belden 89182 for one pair 22 AWG, 100 ohm 12.95 pft/ft.

Note: Control, supervised, and unsupervised input cables must be shielded for FCC Class B operation.

Related Products



Approvals

