

SARIX[®] MULTI PRO CAMERA

9 MP

12 MP

15 MP

20 MP

24 MP

32 MP

Providing multi-directional coverage and flexible mounting options, the Sarix[®] Multi Pro Camera series allows you to achieve total coverage across 180, 270 or 360-degree fields of view from a single vantage point. With resolutions of up to 32 MP, this camera series features SureVision technology that delivers great low light and True Wide Dynamic Range performance, giving security operators the ability to look in multiple directions across large spaces with great clarity.



FEATURES



FLEXIBLE CONFIGURATIONS FOR WIDE AREA COVERAGE

Choose from models with 3 or 4 imager modules that can be configured to cover fields of view of up to 360-degrees from a single vantage point.



ADAPTIVE IR TECHNOLOGY OPTION

Provides security detail in total darkness, even as objects approach the camera.



H.264 AND H.265 WITH SMART COMPRESSION TECHNOLOGY

Optimizes compression levels for regions in a scene to help maximize bandwidth savings and keep storage costs down.



ONVIF[®] COMPLIANT

ONVIF Profile S, G and T compliance allows for easy integration with leading VMS brands.



WIDE DYNAMIC RANGE AND SUREVISION TECHNOLOGY

SureVision technology delivers excellent low light and true wide dynamic range performance simultaneously.



LOWER OVERALL DEPLOYMENT COSTS

Save on installation time and costs with a single camera installation, cable and VMS license.



VANDAL & WATER RESISTANT

Rated IK10 for vandal resistance and IP66/67 for water resistance, enabling use in indoor and challenging outdoor conditions.



PEACE OF MIND

We back our Sarix Multi Pro Camera with a 5-year industry leading warranty, with onsite support and 24/7 phone support.

ONVIF is a trademark of Onvif, Inc.

SPECIFICATIONS

IMAGE PERFORMANCE	3.0 MP	5.0 MP	4K (8.0 MP)
Image Sensor	1/2.8" progressive scan CMOS		1/2.5" progressive scan CMOS
Active Pixels	2048 (H) x 1536 (V)	2592 x 1944	3840 x 2160
3 x Image Sensor, Max Resolution (per image sensor)	6144 (H) x 1536 (V)	7776 x 1944	11520 x 2160
4 x Image Sensor, Max Resolution (per image sensor)	8192 (H) x 1536 (V)	10368 x 1944	15360 x 2160
Aspect Ratio	4:3	4:3	16:9
IR Illumination - Optional (high power 850 nm LEDs)	30 m (98 ft) maximum distance at 0 lux when camera is mounted at 4 m (13 ft) off the ground		
Minimum Illumination	2.8 mm: 0.025 lux (F1.2) in color mode 0.005 lux (F1.2) in mono mode 0 lux with optional IR illuminator 4 mm: 0.05 lux (F1.6) in color mode 0.010 lux (F1.6) in mono mode 0 lux with optional IR illuminator		0.02 lux (F1.8) in color mode 0.04 lux (F1.8) in mono mode 0 lux with optional IR illuminator
Dynamic Range	100 dB, true WDR, dual exposure		
3D Noise Reduction Filter	Yes		
All Sensors:			
3 x Image Sensor (60 Hz, 50 Hz)	24 / 25 fps	15 / 17 fps	12 / 13 fps
4 x Image Sensor (60 Hz, 50 Hz)	20 / 20 fps	13 / 13 fps	8 / 8 fps
Image Rate-High Framerate Mode*:			
3 x Image Sensor (60 Hz, 50 Hz)	30 / 25 fps	20 / 20 fps	15 / 14 fps
4 x Image Sensor (60 Hz, 50 Hz)	20 / 20 fps	15 / 14 fps	10 / 10 fps

*Sabotage Detection is not operational in this mode.

IMAGE CONTROL	
Image Compression Method	H.264 Pelco Smart Compression, H.265 Pelco Smart Compression, Motion JPEG
Streaming	Multi-stream H.264, Multi-stream H.265, Motion JPEG, Pelco Smart Compression
Motion Detection	Selectable sensitivity and threshold
Electronic Shutter Control	Automatic, Manual (1/8 to 1/8000 sec)
Iris Control	Fixed
Day/Night Control	Automatic, Manual
Flicker Control	60 Hz, 50 Hz
White Balance	Automatic, Manual
Backlight Compensation	Adjustable
Privacy Zones	Up to 64 zones
Audio Compression Method	G.711 PCM 8 kHz
Audio Input/Output	Line level input and output
External I/O Terminals	Alarm In, Alarm Out

LENS (PER IMAGE SENSOR)	3.0 MP	5.0 MP	4K (8.0 MP)
Lens and Horizontal Field of View	2.8 mm F1.2 - 103 ° 4 mm F1.6 - 72 ° Remote Focus	2.8 mm F1.2 - 103 ° 4 mm F1.6 - 72 ° Remote Focus	4 mm F1.8 - 101 ° 5.2 mm F1.8 - 70 ° Remote Focus

NETWORK	
Network	Gigabit Ethernet, 100BASE-TX, 1000BASE-TX
Cabling Type	CAT5E
Connector	RJ-45
API	ONVIF® compliance Profile S, T and G (www.onvif.org)
Security	Password protection, HTTPS encryption, digest authentication, WS authentication, user access log, 802.1x port based authentication, TLS1.3, FIPS140-2 Level 1
Protocol	IPv4, IPv6, HTTP, HTTPS, SOAP, DNS, NPT, RTSP, RTCP, RTP, TCP, UDP, IGMPv2, ICMP, DHCP, Zeroconf, ARP, HSTS
Streaming Protocols	RTP/UDP, RTP/UDP multicast, RTP/RTSP/TCP, RTP/RTSP/HTTP/TCP, RTP/RTSP/HTTPS/TCP, HTTP
Device Management Protocols	SNMP v2c, SNMP v3

PERIPHERALS	
USB Port	USB 2.0
Onboard Storage	MicroSD/microSDHC/microSDXC slot - video speed class card required. Class V10 or better recommended.

ELECTRICAL	IN-CEILING	SURFACE MOUNT	PENDANT MOUNT
Power Consumption	26 W with 24 VDC 37 VA with 24 VAC PoE+	With IR: 52 W with 24 VDC 74 VA with 24 VAC PoE++ or 60 W PoE* Without IR: 26 W with 24 VDC 37 VA with 24 VAC PoE+	With IR: 52 W with 24 VDC 74 VA with 24 VAC PoE++ or 60 W PoE* Without IR: 26 W with 24 VDC 37 VA with 24 VAC PoE+
External Power	24 VDC ± 10 %; 24 VAC rms ± 10 %, 50 or 60 Hz		
PoE	25.5 W PoE+, IEEE 802.3at Type 2 PoE Plus	With IR: High Power 51 W PoE++* Without IR: 25.5 W PoE+, IEEE, 802.3at Type 2 PoE Plus	

*High power PoE may not be compatible with all switches or injectors. High power PoE is compatible with Cisco® UPoE, up to 60 W over 4 pairs, or with the high PoE products listed in the **Accessories** section. Contact Pelco sales or Pelco technical support for more information.

MECHANICAL	IN-CEILING	SURFACE MOUNT	PENDANT MOUNT
Dimension	Overall: 298 mm x 161 mm (11.75" x 6.33") Below mounting surface: 298 mm x 64 mm (11.75" x 2.52")	304 mm x 114 mm (11.95" x 4.48")	With Mount: 401 mm x 329 mm x 260 mm (15.77" x 12.96" x 10.25") With NPT Adapter: 248 mm x 329 mm (9.75" x 12.96")
Weight	Mount: 1100 g (2.4 lbs) Bezel: 490 g (1.1 lbs) Camera Module (4 lenses): 1550 g (3.4 lbs)	Mount: 950 g (2.1 lbs) Bezel: 1250 g (2.8 lbs) Camera Module (4 lenses): 1550 g (3.4 lbs) Optional IR Illuminator Ring: 670 g (1.5 lbs)	Wall Mount: 1190 g (2.6 lbs) NPT Adapter Mount: 470 g (1.04 lbs) Pendant: 1680 g (3.7 lbs) Bezel: 1250 g (2.8 lbs) Camera Module (4 lenses): 1550 g (3.4 lbs) Optional IR Illuminator Ring: 670 g (1.5 lbs)
Body	Aluminum, Plastic dome trim	Aluminum	Aluminum
Finish	Plastic, Injection Molded, Pantone 427C	Cast, Anodized and Powder Coated, Pantone 427C	Cast, Anodized and Powder Coated, Pantone 427C
Environmental	Not applicable	IK10 Impact Rating, IP66 Weather Rating, NEMA 4X, NEMA TS-2	
Optional IR Illuminator Ring	Not available	Optional accessory, 30 m (98 ft) IR range	

ENVIRONMENTAL	IN-CEILING	SURFACE MOUNT	PENDANT MOUNT
Operating Temperature	-10 °C to +50 °C (14 °F to 122 °F)	-40 °C to +60 °C (-40 °F to 140 °F)	
Storage Temperature	-10 °C to +70 °C (14 °F to 158 °F)		
Humidity	0 - 95% non-condensing		

PER SENSOR	
Tilt	+7° to 96° from horizon
Pan	+/-120° (depending on position of image sensors)
Azimuth	+/-180°

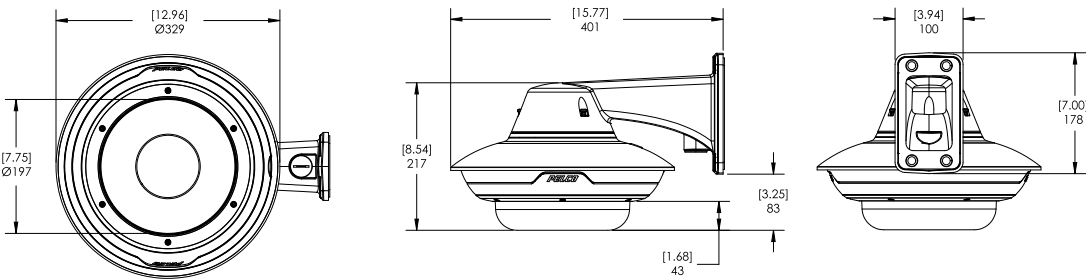
CERTIFICATIONS	IN-CEILING	SURFACE MOUNT	PENDANT MOUNT
Certifications/Directives	UL, cUL, CE, ROHS, WEEE, RCM, EAC*, BIS*, KC*, UKCA, NOM*		
Safety	UL 62368-1, CSA 62368-1, IEC/EN 62368-1		
Environmental	UL 2043 Plenum	UL/CSA/IEC 60950-22 IEC 60529 IP66, IP67 Rating IK10 Impact Rating IEC 60068 2-6 Vibration IEC 60068 2-27 Shock NEMA 4X FDOT*/NEMA TS2, 150 mph Wind Speed rating*	
Electromagnetic Emissions	FCC Part 15 Subpart B Class B, IC ICES-003 Class B, EN 55032 Class B, EN 61000-6-3, EN 61000-3-2, EN 61000-3-3		
Electromagnetic Immunity	EN 55024, EN 61000-6-1, EN 50121-4 (when used with FERR-1001 on aux power)		
Directives	RoHS, Reach (SVHC), WEEE		

*These certifications are in process and will be available after launch.

SUPPORTED VIDEO EVENTS	
Sabotage Detection	The event is triggered when the scene unexpectedly changes.
Motion Detection	The event is triggered when there is pixel motion in specified region above set thresholds.

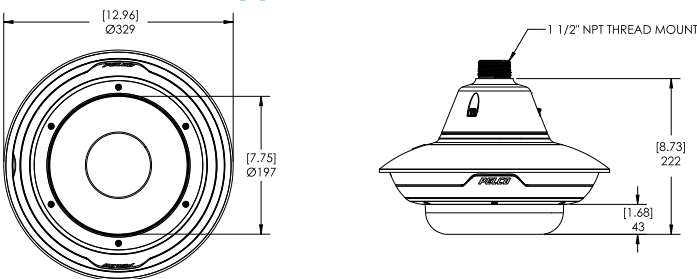
OUTLINE DIMENSIONS

PENDANT WALL MOUNT

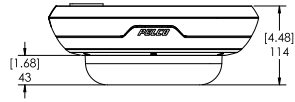
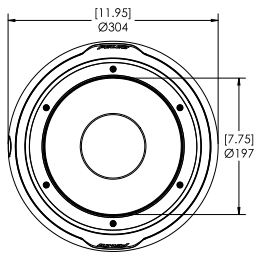


[X.X]	INCHES
X	MM

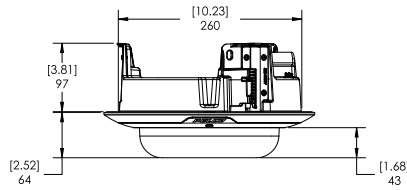
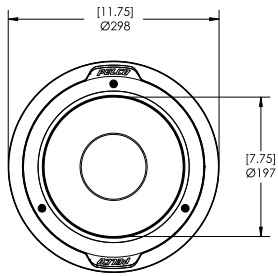
PENDANT NPT MOUNT



SURFACE MOUNT







IN-CEILING MOUNT



ORDERING INFORMATION

The variety of mounting options for the Sarix Multi Pro Camera provides maximum flexibility. All the available camera modules can be used in any of the mounting options.

MOUNTING SCENARIO		ORDERING INFORMATION
PENDANT WALL MOUNT		Order one of: <ul style="list-style-type: none"> • Camera base module • IMD1-PMT • IMD1-SPLD0 or IMD1-SPLD1 • WLMT-1001 • Optional, IMD1-IR
PENDANT NPT MOUNT		Order one of: <ul style="list-style-type: none"> • Camera base module • IMD1-PMT • IMD1-SPLD0 or IMD1-SPLD1 • NPTA-1001 • Optional, IMD1-IR1
SURFACE MOUNT		Order one of: <ul style="list-style-type: none"> • Camera base module • IMD1-SMT • IMD1-SPLD0 or IMD1-SPLD1 • Optional, IMD1-IR1
IN-CEILING MOUNT		Order one of: <ul style="list-style-type: none"> • Camera base module • IMD1-INC • IMD1-INCLD1 or IMD1-INCLD0 • Optional, CLPNL-1001 if ceiling panel is needed

CAMERA MODULES

With the modular design of the Sarix Multi Pro Camera, any camera module can be paired with any mounting adapter for maximum versatility and optimal installation. Each camera module must be ordered with a matching mounting adapter and dome cover. For complete coverage on the outside corner of a building, including downwards, order a 4-imager 360 degree model.

DISPLAY PART NUMBER	DESCRIPTION
IMD9118	3x3 MP, WDR, SureVision, 180 degree max field of view, 4 mm, Camera Base Module
IMD9127	3x3 MP, WDR, SureVision, 270 degree max field of view, 2.8 mm, Camera Base Module
IMD12136	4x3 MP, WDR, SureVision, 360 degree max field of view, 2.8 mm, Camera Base Module
IMD15118	3x5 MP, WDR, SureVision, 180 degree max field of view, 4 mm, Camera Base Module
IMD15127	3x5 MP, WDR, SureVision, 270 degree max field of view, 2.8 mm, Camera Base Module
IMD20136	4x5 MP, WDR, SureVision, 360 degree max field of view, 4 mm, Camera Base Module
IMD24118	3x4K (8 MP), WDR, SureVision, 180 degree max field of view, 5.2 mm, Camera Base Module
IMD24127	3x4K (8 MP), WDR, SureVision, 270 degree max field of view, 4 mm, Camera Base Module
IMD32136	4x4K (8 MP), WDR, SureVision, 360 degree max field of view, 4 mm, Camera Base Module

* For complete coverage on the outside corner of a building, including downwards, order a 4-imager 360 degree model.

MOUNTING ADAPTERS AND DOME COVERS

The Sarix Multi Pro Camera modular design provides pendant, surface, or in ceiling mounting adapters and a choice of two lower domes compatible with all the Sarix Multi Pro Camera camera modules.

DISPLAY PART NUMBER	DESCRIPTION
IMD1-SMT	Outdoor surface mount adapter, must order either a IMD1-SPLD1 or IMD1-SPLD0.
IMD1-PMT	Outdoor pendant mount adapter, must order one of WLMT-1001 or NPTA-1001 and one of IMD1-SPLD1 or IMD1-SPLD0.
IMD1-INC	In-ceiling adapter, must order either a IMD1-INCLD1 or IMD1-INCLD0.
IMD1-SPLD0	Lower dome, for surface or pendant mounted Sarix Multi Pro, smoked. Not recommended for lowlight applications.
IMD1 SPLD1	Lower dome, for surface or pendant mounted Sarix Multi Pro, clear.
IMD1-INCLD0	Lower dome, for in-ceiling mounted Sarix Multi Pro, smoked. Not recommended for lowlight applications.
IMD1-INCLD1	Lower dome, for in-ceiling mounted Sarix Multi Pro, clear.
WLMT-1001	Pendant wall arm adapter, for use with IMD1-PMT.
NPTA-1001	Pendant NPT adapter for use with IMD1-PMT.
PLMT-1001	Aluminum pole mount for use with WLMT-1001.
CRNMT-1001	Aluminum corner mount for use with WLMT-1001.
CLPNL-1001	Metal ceiling panel for use with in-ceiling mounted Sarix Multi Pro Camera.
CBLKT-1001	Cable kit replacement for Multi Head cameras.

OPTIONAL IR ILLUMINATOR

The optional IR Illuminator is available for the Sarix Multi Pro Camera when mounted in a pendant or surface mount adapter.

DISPLAY PART NUMBER	DESCRIPTION
IMD1-IR	Optional IR illuminator ring, up to 30 m (100 ft), for use with IMD1-SPLD1.

OPTIONAL INJECTORS AND SWITCHES

DISPLAY PART NUMBER	DESCRIPTION
PDS-104G0/AC/M-CC-MSI	Managed switch, 4 port, Outdoor IP66, -40 °C (-40 °F) to 50 °C (122 °C), Gigabit Ethernet, AC power input. 1x SFP uplink and 4 port RJ45. Maximum PoE power allocation: Up to 4 ports of PoE+ each, or 2 ports of 60 W PoE each. In 60 W PoE mode, compatible with Sarix Multi Pro Camera.
PLMT-1011	Pole mount bracket for PDS-104G0/AC/M-CC-MSI switch.
PD-9501GR/AC-NA-MSI	Indoor single port Gigabit PoE++ 60 W, North American power cord included. Injector operational temperature range -10 °C to +45 °C (14 °F to 113 °F). Enables use with IR illuminator. May also be used in European Union, Japan, Australia, New Zealand, Mexico, China, South Korea, Russia, Argentina, Saudi Arabia, Kuwait, UAE and Brazil.
PD-9001GR/AT/AC-*_-MSI *NA, AU, EU, or UK	Indoor single port PoE+ 30W injector. Injector operational temperature range -20 °C to +40 °C (-4 °F to 104 °F). Versions of power cord available for North America, Australia, European Union, and United Kingdom.
POE190-BT	HPoE 802.3BT Single Port Injector 90 W. Models with US, EU, or UK power cords for use with models with IR Illuminator.
POE430-AT	4 Port PoE AT 30W Midspan AC Input. Models with US or EU power cord.
POE1236-AT	12 Port PoE AT 36W Midspan AC DC Input. Models with US or EU power cord.
POE2436-AT	24 Port PoE AT 36W Midspan AC DC Input. Models with US or EU power cord.
POE130-XT	Single Port 802.3AF 802.3AT Extender 100M for use with POE190-BT.

OPTIONAL ACCESSORIES

DISPLAY PART NUMBER	DESCRIPTION
FERR-1001	Ferrite clamp for use with aux power cable when meeting EN 50121-4 requirements. Pack of 5.

SUPPORT

Learn more and find additional documentation at pelco.com or email support@pelco.com for specific product support.



Jun 2022 | C5059-S | Rev 3

© 2022, Motorola Solutions, Inc. All rights reserved. MOTOROLA, MOTO, MOTOROLA SOLUTIONS, and the Stylized M Logo are trademarks or registered trademarks of Motorola Trademark Holdings, LLC and are used under license. Pelco, the Pelco logo, and other trademarks associated with Pelco products referred to in this publication are trademarks of Pelco, Inc. or its affiliates. All other product names and services are the property of their respective companies. Product specifications and availability are subject to change without notice.