

KT-300 *Door Controller*

INNOVATIVE AND POWERFUL

- **Update Firmware Directly from System Workstation**
- **Fast! Up to 115,200 Bauds**
- **Ready to Go! No Dip Switches or Jumpers to Set!**
- **5V and 12V Reader Power**
- **Input and Output Expansion Modules**

Downloadable Firmware

The firmware program is stored in the controller's Flash memory and can be uploaded from any workstation.

Fast! Up to 115,200 Bauds

The KT-300 automatically detects the communication speed as set at the system's workstation.

Trouble and Reporting

The KT-300 constantly supervises battery conditions and reports "Low battery" or "No battery" status to the system. All power outputs are individually protected against short circuits and surges, by a self-resetting PTC. Locking devices are also supervised for short and open circuits.

Built-In Combus Expansion

The KT-300 supports expansion modules to add inputs, outputs and an LCD time display for Time and Attendance functions.

The KT-300 is designed to meet the highest standards of access control and point monitoring applications.

The KT-300 controls 2 doors and is easily linked to a network controlling thousands of doors.



KANTECH

access control and integrated systems **DSC**

KT-300 Door Controller

INNOVATIVE AND POWERFUL

- Update Firmware Directly from System Workstation
- Fast! Up to 115,200 Bauds
- Ready to Go! No Dip Switches or Jumpers to Set!
- 5V and 12V Reader Power
- Input and Output Expansion Modules





Ordering Information


KT-300/128k	Door controller with 128kB memory including KT-300CAB, KT-300ACC and KT-300LOCK
KT-300/512k	Door controller with 512kB memory including KT-300CAB, KT-300ACC and KT-300LOCK
KT-300PCB/128k	KT-300/128k PCB only and accessory kit KT-300ACC
KT-300PCB/512k	KT-300/512k PCB only and accessory kit KT-300ACC
KT-300ACC	Accessory kit including: 2x1.0K ohms, 10x5.6K ohms, 2x120 ohms, PCB standoff, lock hole cover, ground wire and screwdriver
KT-PC4108	8-zone input expansion module for KT-300
KT-PC4204	4-relay and COMBUS additional power supply module for KT-300
KT-PC4216	16-output expansion module for KT-300
KT-RM1	External isolation relay SPDT for KT-300 output (RL1/RL2)
KT-LCD4501	LCD time & date display for KT-300, used for Time and Attendance
KT-300CAB	KT-300 black metal cabinet including KT-300LOCK
KT-4051CAB	Standard black metal cabinet for KT-PCxxxx modules (order keylock separately) 42.7cm H x 26.4cm W x 14.4cm D (16-13/16" x 10-3/8" x 4-1/8") EMT 1.9cm (3/4")
KT-300LOCK	Keylock for KT-300CAB and KT-4051CAB metal cabinet (2 keys / same as KT-200)
KT-300TAMP	Tamper switch for KT-300CAB and KT-4051CAB metal cabinet
TR1637W/CSA	AC Transformer, Wire-In, 110V/16V (37VA) CSA
TR1640P/CSA	AC Transformer, Plug-In, 110V/16V (40VA) CSA
TR1640P/UL	AC Transformer, Plug-In, 110V/16V (40VA) UL
TR1640W-220	AC Transformer, Wire-In, 220V/16V (40VA) CE

KT-300 Technical Specifications

AC power	16VAC, 40VA, class 2 transformer
Battery back-up	1 battery 12V, 7AH, supervised, provides operation for up to 12 hours
Cabinet measurement	29.9cm H x 28.8cm W x 7.7cm D (11-3/4" x 11-3/8" x 3") EMT 1.9cm (3/4")
Weight (with metal cabinet)	2.4 kg (5.4 lbs.)
Operating temperature	From 2°C to 40°C (35°F to 110°F)
Reader types	Wiegand, proximity, bar code, magnetic, integrated keypad and others
Monitor points (inputs)	8 monitor points, NO/NC, with or without end-of-line resistors (expandable to 16)
Points maximum wiring	600 meters (2,000 feet) – (AWG #22)
Door strike power	12VDC, 250mA each, supervised
Auxiliary outputs (LED, BUZ)	4 outputs, 25mA max each Open collector
Control relay outputs (RL1, RL2)	2 control relay outputs, 12VDC, 25mA max each Open collector (Optional relay RM1 available)
Auxiliary power output	12VDC @ 125mA max, protected and supervised
Reader power outputs	12VDC and 5VDC @125mA total, protected and supervised
Communication ports	RS232, RS485 and COMBUS
Communication speed	Up to 115,200 bauds (automatic detection)
Firmware Flash memory	128k
RAM memory	128k (512k unit available). Protected by a lithium battery
Network autonomy	Distributed data and processing
Certification	UL294, CE, FCC

Expansion Modules Specifications

KT-PC4204		4-relay and COMBUS additional power supply module. Current draw: 30mA (from Combus). 40VA 16-18V AC transformer required, maximum 12V 7Ah battery required. Four programmable relay form C contacts rated 2A. Tamper contact input. (UL, CE, FCC)
KT-PC4216		16-output module. Current draw: 15mA (from Combus). Output 12VDC, 50mA max. each, power drawn from Combus. Tamper contact input. (UL, CE, FCC)
KT-PC4108		8-zone input module. Current draw 30mA (from Combus). Aux. power 12VDC, 250mA max., drawn from Combus. Tamper contact input. (UL, CE, FCC)
KT-LCD4501		LCD time/date display for Time and Attendance. Current draw: 50mA (from Combus). (UL, CE, FCC)



DNI1207-9911



access control and integrated systems **DSC**

Tel.: +1(450) 444-2040 or 1-888-KANTECH - Fax : +1(450) 444-2029 - www.kantech.com

©Copyright 1999 Kantech Systems Inc. Specifications may be modified without notice.