

MC252-1P-1CX MC252-1T-1CXP

Power over Coax - PoE-at Media Converter

OVERVIEW

The IFS® Power over Coax - PoE-at Media Converters are designed to extend both Ethernet data and PoE over existing coax cable up to 1Km (3,280 ft). This Power over Coax solution consists of a transmitter and receiver set, which works as a pair with or without a power adaptor depending on the installation configuration and power requirements needed.

The solution contains two modules:

- **MC252-1T-1CXP:** This unit is designed for the head-end/switch end. The module transmits Power over Coax and is powered by an external power adaptor or can be powered directly from a port on a PoE switch*
- **MC252-1P-1CX:** This unit is designed for the IP PoE Camera end. The module receives Power over Coax and outputs PoE on the R-J45 port. This unit is self-powered via the Power over the Coax or can be powered with an external power adaptor when used with the MCR200-1T-1CXT that may be rack mounted in the MCR-R15 at the head-end.

These modules are compliant with IEEE 802.3at High Power over Ethernet (PoE+) and provide up to 25 watts of power output. This solution eliminates the need for providing local power at an IP PoE camera location thus reducing additional material and labor installation costs. In addition, these modules provide on-board feature-rich diagnostic LEDs and can be used with either 50 or 75 ohm coax.

The modules are also environmentally hardened with an operating temperature range of -40°C~75°C making them ideal for use in extended distance in harsh environments such as warehouses, parking garages, campuses and other difficult environments where commercial-grade equipment may be stressed.

*The actual data rate and power will vary based on the quality of the copper wire, distance and environmental factors. See specifications table for more information.



STANDARD FEATURES

VDSL2

- Cost-effective VDSL2 CO/CPE bridge solution
- CO/CPE selectable via DIP-switch
- Selectable target data rate and target SNR margin
- Discrete Multi-Tone (DMT) line coding

Ethernet

- 10/100Mbps Ethernet
- Auto-negotiation and auto-MDI/MDI-X
- Half-duplex back pressure and IEEE802.3x full-duplex pause-frame flow control
- Supports up to 1536 bytes packet size
- 802.1Q VLAN tag transparent

Power over Ethernet

- Complies with IEEE 802.3at
- Inserts 52VDC (30w) power on coax (Dependent on Power Source and Coax Distance)
- Protects non-PoE devices if accidentally connected
- Backwards compatible with IEEE802.3af
- Flexible power source either external DC or PoE power input

Installation & Diagnostics

- Plug-and-play installation
- Compact size
- Supports 50 or 75 ohm coax
- Extensive LED indicators for network diagnostics

Robust Hardened Design

- IP30 metal enclosure
- Wall-mountable
- 52 ~ 56VDC operation
- Voltage/surge-suppression
 - EFT 2000VDC protection for power lines
 - ESD 2000VDC protection for Ethernet
- Complies with IEC60068-2-xx standards for free-fall, shock and vibration
- Wide operating temperature range of up to -40°C ~ 75°C

Warranty

- 3-year warranty

Specifications

Ethernet	Description
Data Rate	10/100Base-TX with Auto-negotiate and Auto-MDI/MDI-X
Connector	RJ-45
Cable	10Base-T (Cat 3, 4, 5) / 100Base-T (Cat 5) — 328 ft. (100m)

Coax (VDSL2)

VDSL2 Transmission Mode	CO/CPE Mode; Channel; Rate Limit; SNR
VDSL-DMT Encoding	ITU-T G.993.1 VDSL; ITU-T G.997.1; ITU-T G.993.2 VDSL2 (Profile 17a support)
Connector	BNC female
Cable	50 or 75 ohm coax

VDSL2 Distance> Data Rate*	(Down stream/Up stream) Asymmetric Mode	(Down stream/Up stream) Symmetric Mode
	656 ft. (200m) - 100/60Mbps	656 ft. (200m) - 90/100Mbps
	1,312 ft. (400m) - 95/55Mbps	1,312 ft. (400m) - 85/100Mbps
	1,968 ft. (600m) - 90/50Mbps	1,968 ft. (600m) - 70/80Mbps
	2,625 ft. (800m) - 85/45Mbps	2,625 ft. (800m) - 65/70Mbps
	3,281 ft. (1000m) - 70/35Mbps	3,281 ft. (1000m) - 70/55Mbps
	3,937 ft. (1200m) - 60/25Mbps	3,937 ft. (1200m) - 45/40Mbps

Power Over Ethernet

PoE Standard	IEEE 802.3at Type 2, IEEE802.3af
PSE Interface	RJ-45, 44~56VDC, 600mA max., End-Span, Pin 1/2(+), 3/6(-)
PD Interface	BNC, Input Range: 44~57VDC, 24VDC, 1A max.
Max. PoE Budget	Power Input by PoE+: 25 watts @ BNC Power Input by Ext. Pwr. Supply: 30 watts @ BNC

Max. MC252-1P-1CX power output	with Ext. Pwr. Supply	with PoE+ Switch/Injector
656 ft. (200m)	20W	13W
1,312 ft. (400m)	16W	11W
1,968 ft. (600m)	12W	10W
2,625 ft. (800m)	7W	6W
3,281 ft. (1000m)	5W	4W
3,937 ft. (1200m)	—	—

LED Indicators

Power	On - Green
10/100 Base-TX Port	LNK/ACT; 100Mbps - Green
VDSL2 (Coax) Port	LNK/ACT; CO Mode; CPE Mode - Green
PoE In	Green

Electrical & Mechanical

Power	52~56VDC or PoE+ In
Enclosure	Metal
Dimensions (H x W x D)	3.7 x 2.76 x 1.54 in. (94 x 70.3 x 39.2 mm)
Weight	0.66 lbs/302g

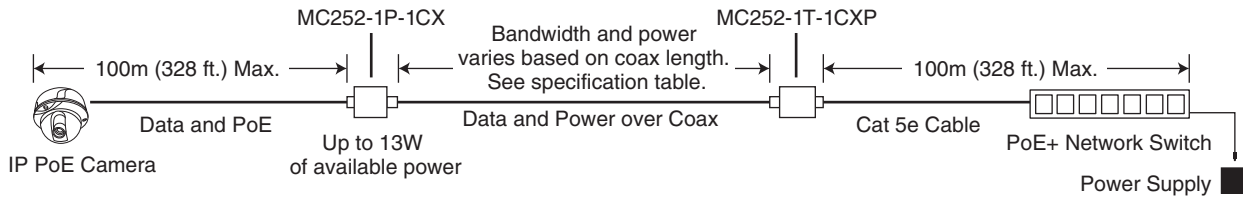
Environmental

Operating Temperature	-40°C~75°C
Storage Temperature	-40°C~75°C
Relative Humidity	0%~95% (non-condensing)

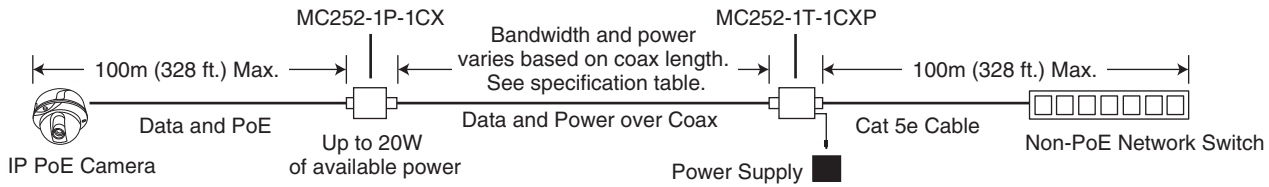
*The actual data rate and power will vary based on the quality of the coaxial cable distance and environmental factors. See instruction manual for a complete listing of data rates and power at various coax transmission distances.

Typical Application

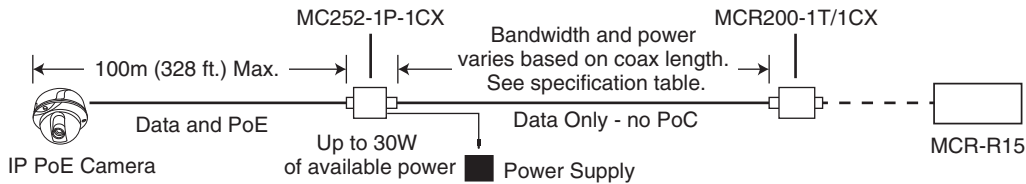
Remote PoC Power via Network PoE+ Switch*



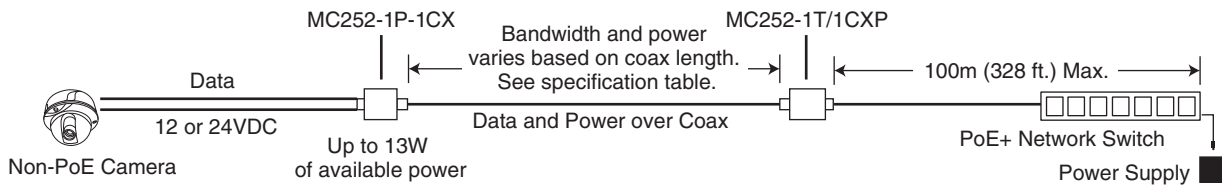
Remote PoC Power via MC252-1T-1CXP*



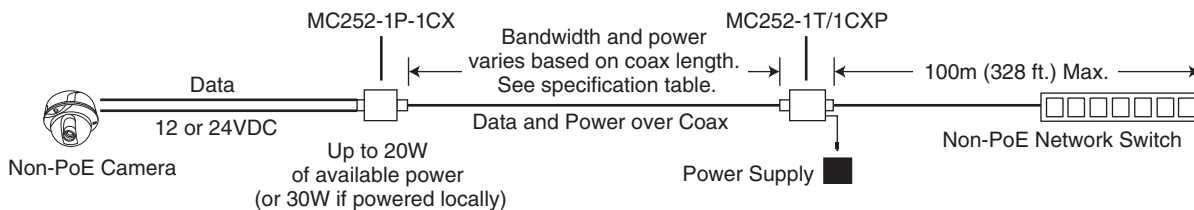
Local PoE Power via MC252-1P-1CX*



Remote 12 or 24VDC Power via Network PoE+ Switch*



Remote 12 or 24VDC Power via MC252-1T-1CXP*



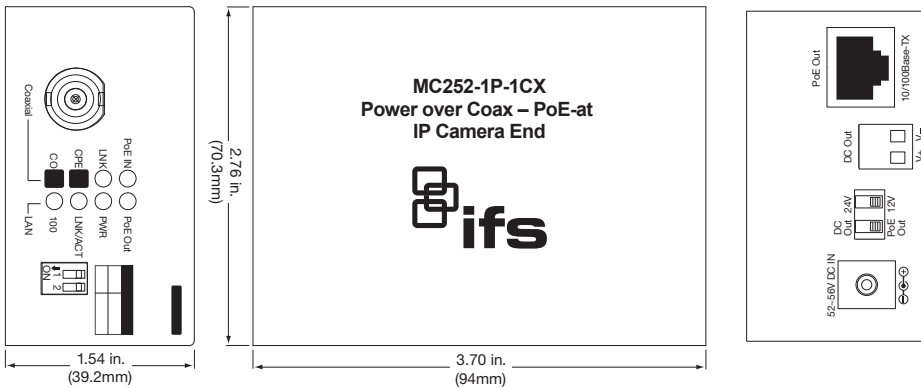
*The actual data rate and power will vary based on the quality of the coaxial cable, distance and environmental factors. See instruction manual for a complete listing of data rates and power at various coax transmission distances.

MC252-1P-1CX MC252-1T-1CXP

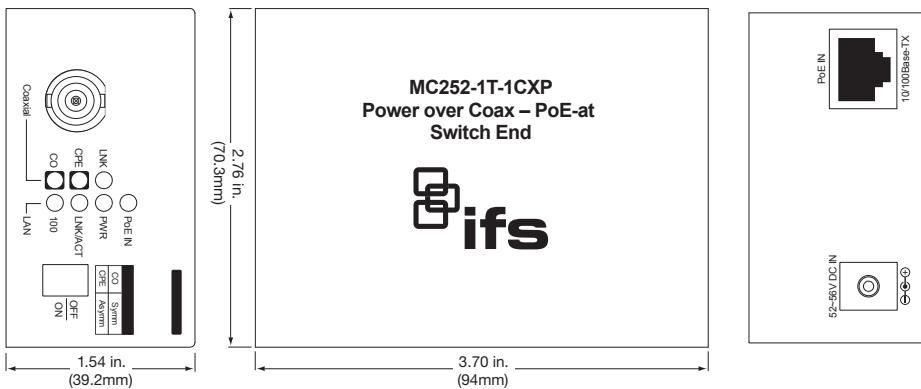
Power over Coax - PoE-at Media Converter

Dimensional Diagrams

MC252-1P-1CX



MC252-1T-1CXP



Agency Compliances

- FCC
- CE



Ordering Information

MC252-1P-1CX	Power over Coax - PoE-at (IP Camera End) Media Converter
MC252-1T-1CXP	Power over Coax - PoE-at (Switch End) Media Converter

Note: External power supply must be purchased separately. Must be used in pairs. Not compatible with the MCE-COAX.

Accessories

PS56VDC65W-US	56VDC - 65w Wall Mount Power Supply
----------------------	-------------------------------------



interlogix.com

Specifications subject to change without notice.

© 2013 United Technologies Corporation.
All rights reserved.
Interlogix is part of UTC Building & Industrial Systems,
a unit of United Technologies Corporation.

312-3760 2013/12 (76560)