



Brivo License Plate Credentials

A safe and contactless way to grant access to vehicles

License Plate Credentials are a smart and cost-effective solution to automate vehicle access to secure parking areas

Assign a license plate in Brivo Access to create a vehicle-specific credential.

Eagle Eye Networks integrates Brivo License Plate Credentials.

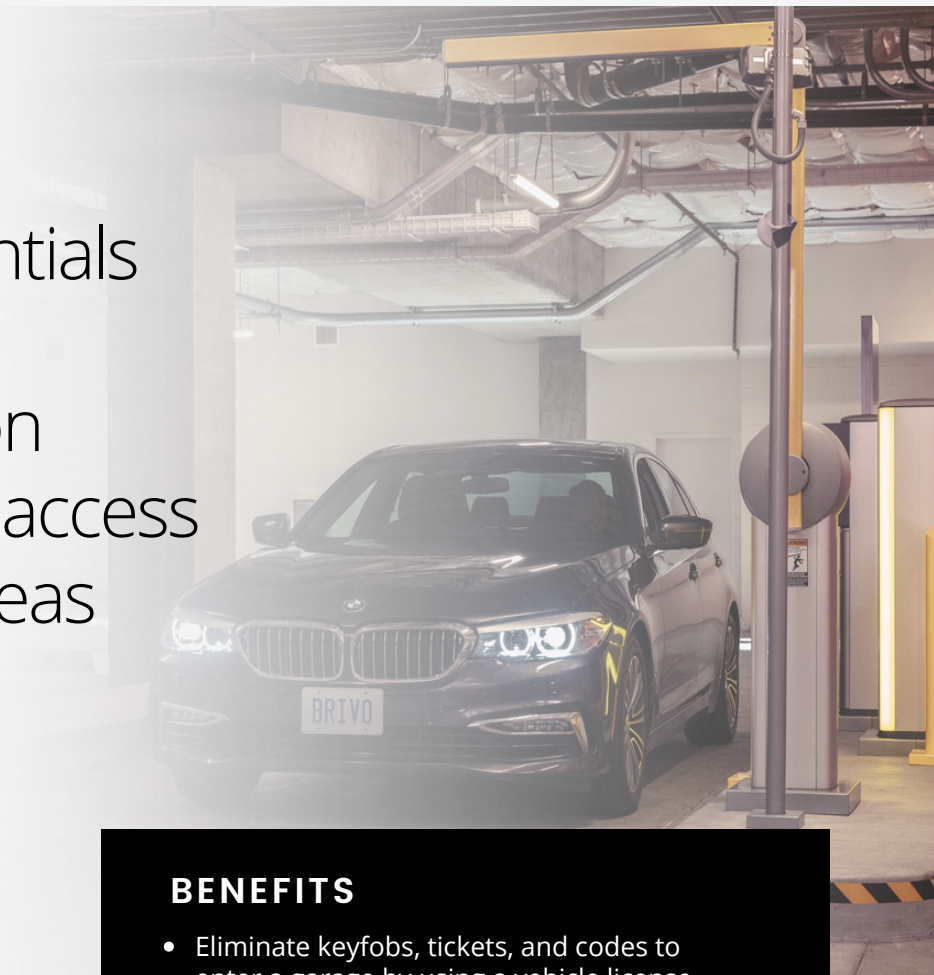
License Plate Recognition works with standard ONVIF IP cameras capable of producing a quality image of license plate.*

BENEFITS

- Eliminate keyfobs, tickets, and codes to enter a garage by using a vehicle license plate as a credential
- Automate vehicle entry
- Improve the overall access experience
- Faster and more efficient gate passage
- Alerts for non authorized vehicles

KEY FEATURES

- Identify vehicles by their license plate
- Easily manage and assign credentials within Brivo Access
- Automatic capture and storage of video for every entry
- Supports a backup reader in the event a license plate is obscured, missing or not registered

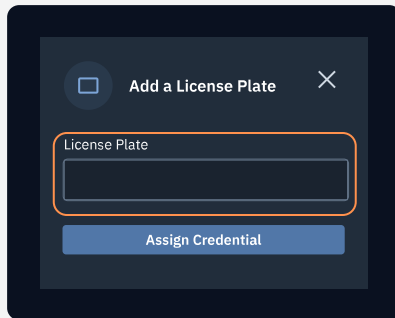
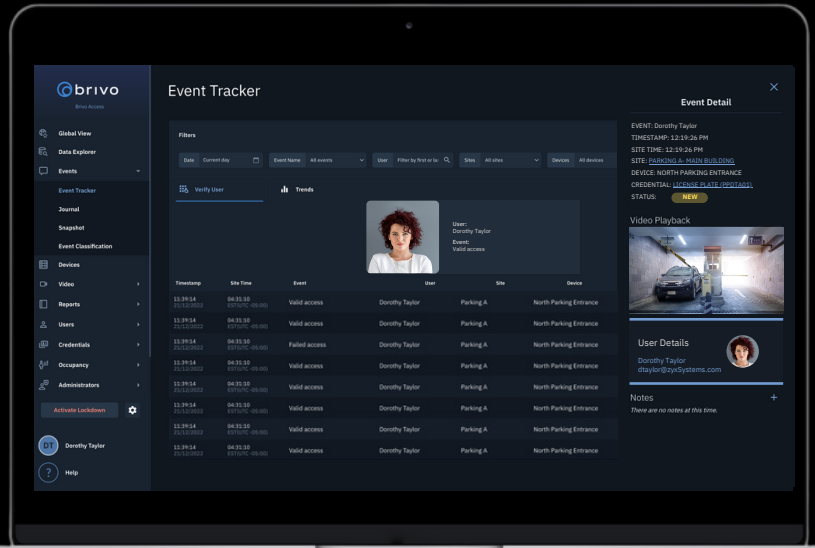


License Plate Credentials Requirements

Brivo license plate credentials employ a combination of Brivo and Eagle Eye Networks products to provide a unique, credentialed gate opening via a vehicle license plate.

License plate credentials requires the following:

- ✓ Brivo Control Panel
- ✓ Backup Smart Reader (recommended)
- ✓ Eagle Eye Networks or compatible ONVIF IP camera*
- ✓ Eagle Eye Networks Bridge or CMVR
- ✓ USB to RS-485 converter
- ✓ Specific Brivo and Eagle Eye Networks subscriptions



Once a system is commissioned, issuing license plate credentials is simple. Just enter the license plate numbers and letters into a user's profile and the algorithm does the rest.

Eagle Eye Networks & Brivo

The Eagle Eye Networks Bridge and camera reads and transmits license plate information to the Brivo panel and valid plates are allowed immediate access.

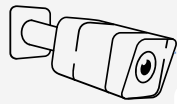
For fleet vehicles, the vehicle is the user to allow vehicle entry regardless of driver.

Maximum vehicle speeds for License Plate Credential is 10 mph / 20 km/h.



Physical Wiring with Backup Reader

Any ONVIF Camera



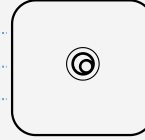
LPR Compatible Eagle Eye Networks Bridge or CMVR

Approved USB to RS-485 Converter (for OSDP to Brivo Panel)

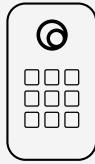
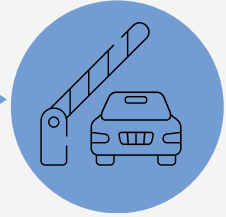


T/R+
T/R-
GND

Connection to Brivo Panel



Trigger to Gate



Backup Smart Reader

SUPPORTED DEVICES AND SPECIFICATIONS

BRIVO

SUBSCRIPTION	Included with Professional and Enterprise Editions. Standard Edition is ala carte
COMPATIBLE CONTROL PANELS	B-ACS6000-MBE B-ACS6100-DB B-ACS300-E B-ACS-SDC-E
BACKUP READER (HIGHLY RECOMMENDED)	B-BSPKF-B or any Smart Reader

EAGLE EYE NETWORKS

REQUIRED VMS SUBSCRIPTIONS	<ol style="list-style-type: none"> Video Subscription - M10, PR1 (CMVR Only), HD1 or higher Vehicle Surveillance Package Subscription <ul style="list-style-type: none"> North America: EN-PA001-1/12/36 International: ENi-PA001-1/12/36 LPR Analytics Subscription (Eagle Eye License Plate Recognition with local ID) <ul style="list-style-type: none"> North America: EN-ANA-022-1/12/36 International: ENi-ANA-022-1/12/36
COMPATIBLE EAGLE EYE NETWORKS BRIDGE OR CMVR	Refer to Eagle Eye Networks LPR Data Sheet for compatible devices
COMPATIBLE CAMERA MODELS	ONVIF camera that meets minimum specifications
USB TO RS-485 CONVERTER	Must support Linux

ONVIF CAMERA MINIMUM SPECIFICATIONS

RESOLUTION	1920 x 1080
FPS	25
LENS**	2.8 to 12mm (when Camera to Vehicle distance is less than 13 feet / 4 meters) 5 to 50mm lens (when Camera to Vehicle distance is less than 25 feet / 8 meters)
EXPOSURE AND GAIN	Manually Controlled
IMAGE ENHANCEMENT	HLC, BLC
IR	50m (when Camera to Vehicle distance is less than 13 feet / 4 meters) 75m (when Camera to Vehicle distance is less than 25 feet / 8 meters)

* must meet minimum specifications | ** choice of lens will depend upon installation



Contact us brivo.com