

# Mirror Optic PIR

360° Dual Ceiling Mount



## OVERVIEW

The Ceiling Mount PIR with Dual Optic Technology™ incorporates two independent pyros, two separate ASICs and two 180° mirrors that provide two independent 180° fields of view. This design enables the detector to substantially increase the overall volume of its coverage area, providing superior detection performance and enhanced false alarm immunity.

Combining 4D signal image processing with the dual mirror optical system, the PIR analyzes the size, shape, duration and speed of incoming signals, and adapts the alarm threshold when faced with harsh environments. The two separate 180° mirror segments provide additional flexibility by enabling one of the 180° mirror segments to be shunted. One half of the coverage pattern is eliminated simply by programming a dip switch located in the back of the sensors housing.

Unlike other ceiling-mount PIRs, the PIR's patented mirror optical system yields 18 solid curtains that cover the room with detection. The curtains emanate from the detector's ceiling-mount position to the floor below and out 30 feet in all directions for maximum coverage at all mounting heights up to 16 feet. The AP669's rotating base allows installers to shift the entire protection pattern by 15° in either direction for easier aiming.

## STANDARD FEATURES

- Dual Optic Technology
- Two 180° mirrors, two pyros and two ASICs for superior detection and enhanced false alarm immunity
- AP Series Adaptive Passive Infrared Technology
- 60 ft. diameter 360° coverage
- 18 full curtains provide superior detection at all mounting heights (8–16 ft.)
- Head and base style unit adjusts 15° in either direction for easier aiming
- 180° shunt provides flexibility to use only one half of the unit's field of view when necessary

# Mirror Optic PIR

North America  
T 855-286-8889

Latin America  
T 561-998-6114

360° Dual Ceiling Mount

## Specifications

Coverage pattern	(18) 30' curtains provide 360° detection
Input power	12 or 24V (7.0–28VDC); maximum ripple = 2V peak to peak @ 12V
Current consumption	11mA nominal/13mA max @ 12V
Alarm output	Form C relay rated 50mA @ 28VDC 33ohm current limiting resistor in series with the common
Tamper output	Closed loop switch rated 100mA @ 28VDC
Alarm time	2.5 second min
Mounting height	8–16 ft.

## Environmental Limits


Operational Temp range	0°F–131°F (–18°C–55°C)
Relative humidity	93% max.

## Physical

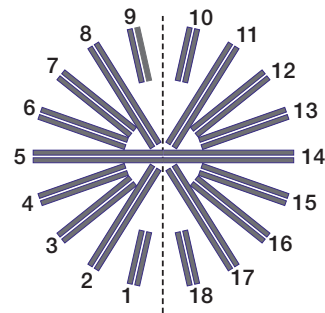

Dimensions (DxH)	5.43 x 2.68 in. (13.8 x 6.8 cm)
Weight (g)	4.25 oz. (120g)
Listing	C-UL-US, UL639, CAN/ULC–5306

## Lens Coverage

Full 360° Coverage  
18 Full curtains



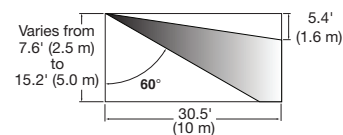
180° Shunt  
Protecting a room with  
a bank of windows



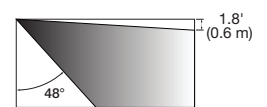
## Ordering Information

<b>AP669</b>	Mirror Optic PIR, Ceiling Mount, Two 180° Mirror Segments, Two Pyros and Two ASICs for Superior Detection. 18 Full Curtains. 60' Diameter Range; 360°
<b>AP669BP</b>	Optional "Base Plate" Used for 569 Retrofit Applications (Fits 4" Octagonal Electrical Box)

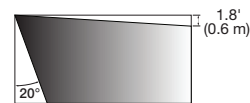
Curtain 1 & 9



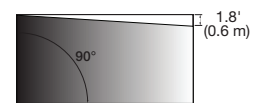
Curtain 3, 4, 6 & 7



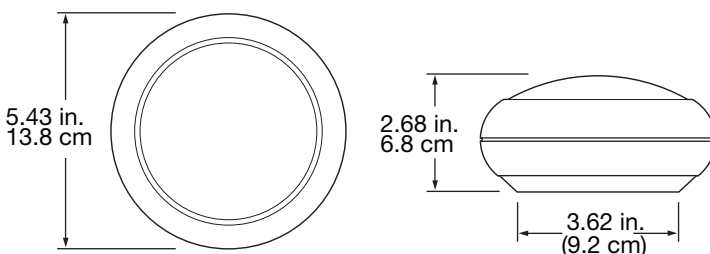
Curtain 2 & 8



Curtain 5



## Dimensional Diagrams



interlogix.com

Specifications subject to change without notice.

© 2014 United Technologies Corporation.

All rights reserved.

Interlogix is part of UTC Building & Industrial Systems,  
a unit of United Technologies Corporation.

403-3806 2014/03 (75825)